



EMBASSY OF THE  
UNITED ARAB EMIRATES  
WASHINGTON, DC

[WWW.UAE-EMBASSY.ORG](http://WWW.UAE-EMBASSY.ORG)

**UAE – U.S.  
HISTORICAL TRADE RELATIONSHIPS**

**WEST VIRGINIA REPORT**

**2020 UPDATE**



## Table of Contents

---

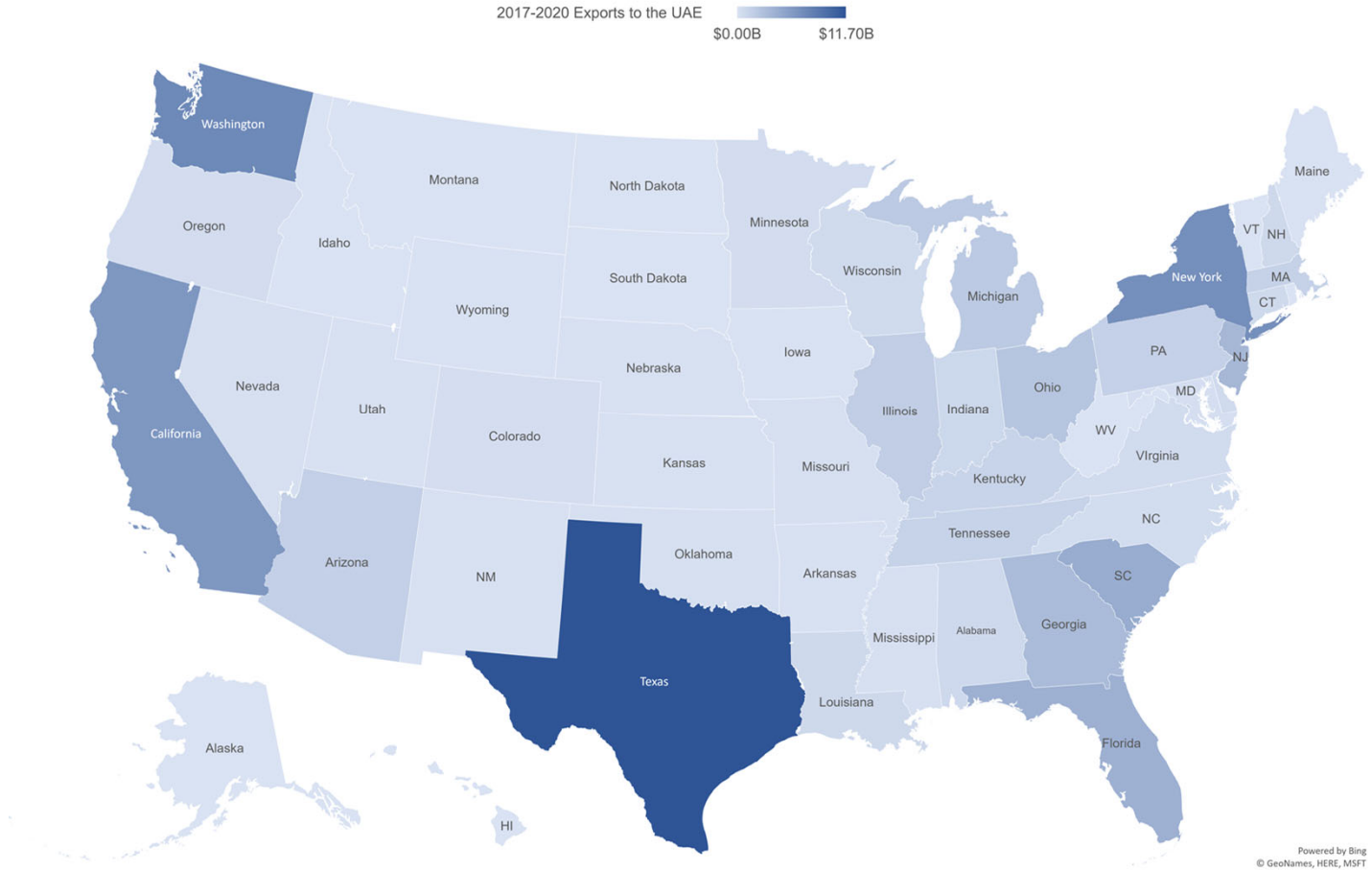
<b>Section</b>	<b>Contents</b>	<b>Page</b>
I	US Exports to the UAE	3
II	UAE-Supported Employment	9
III	Appendices	10

---

# West Virginia Exports to the UAE



U.S. State Exports to the UAE for the Years 2017-2020



**A 45th**  
Largest Exporting State

**B \$35.2M**  
Four-Year Total Exports

**C Chemical Manufacturing**  
Top Exporting Sector

**D Fabricated Metal Product**  
Sector with Largest Increase in Exports Since 2019

**E \$6.6M**  
Trade Surplus in 2020

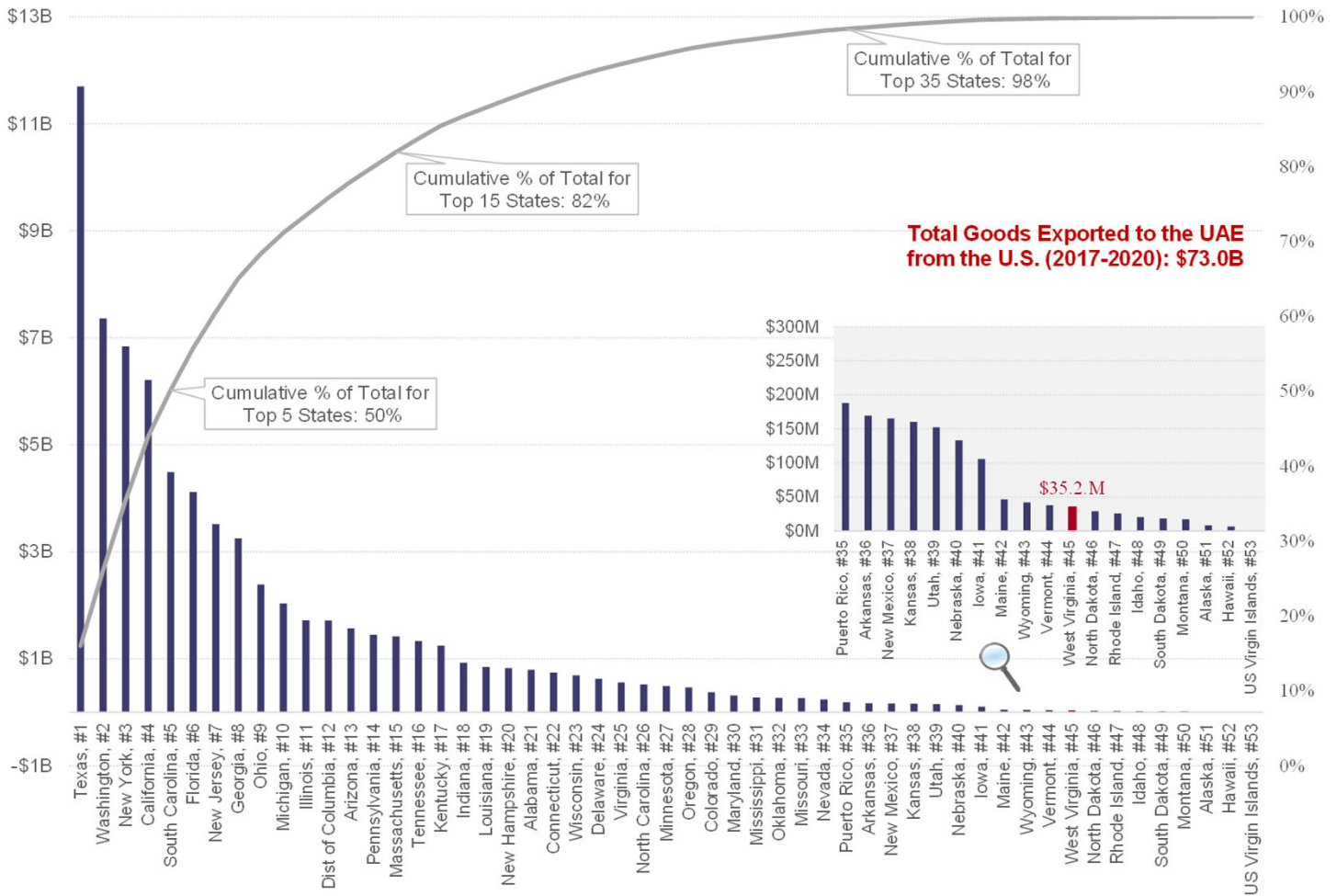
**F 39**  
Jobs Supported by Exports in 2020

# West Virginia Exports to the UAE



West Virginia ranked 45th among U.S. states and territories with \$35.2M in goods exported to the UAE between 2017 and 2020

Exhibit I.1 | U.S. State Rankings of Exports to the UAE (\$ in Billions)



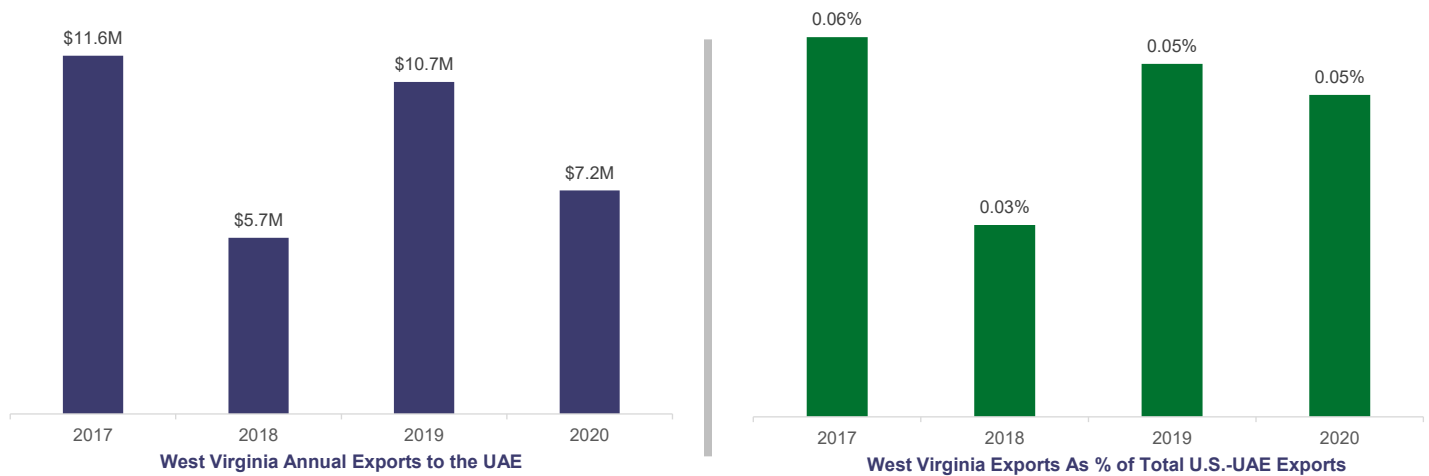
## West Virginia Exports to the UAE



**B**

Overall U.S. exports were affected by the global pandemic in 2020. The total value of 2020 goods exported by the state compared to 2019 while its percentage of total U.S. exports remained unchanged

Exhibit I.2 | West Virginia Export Values and Percent of Total by Year



\$ in millions

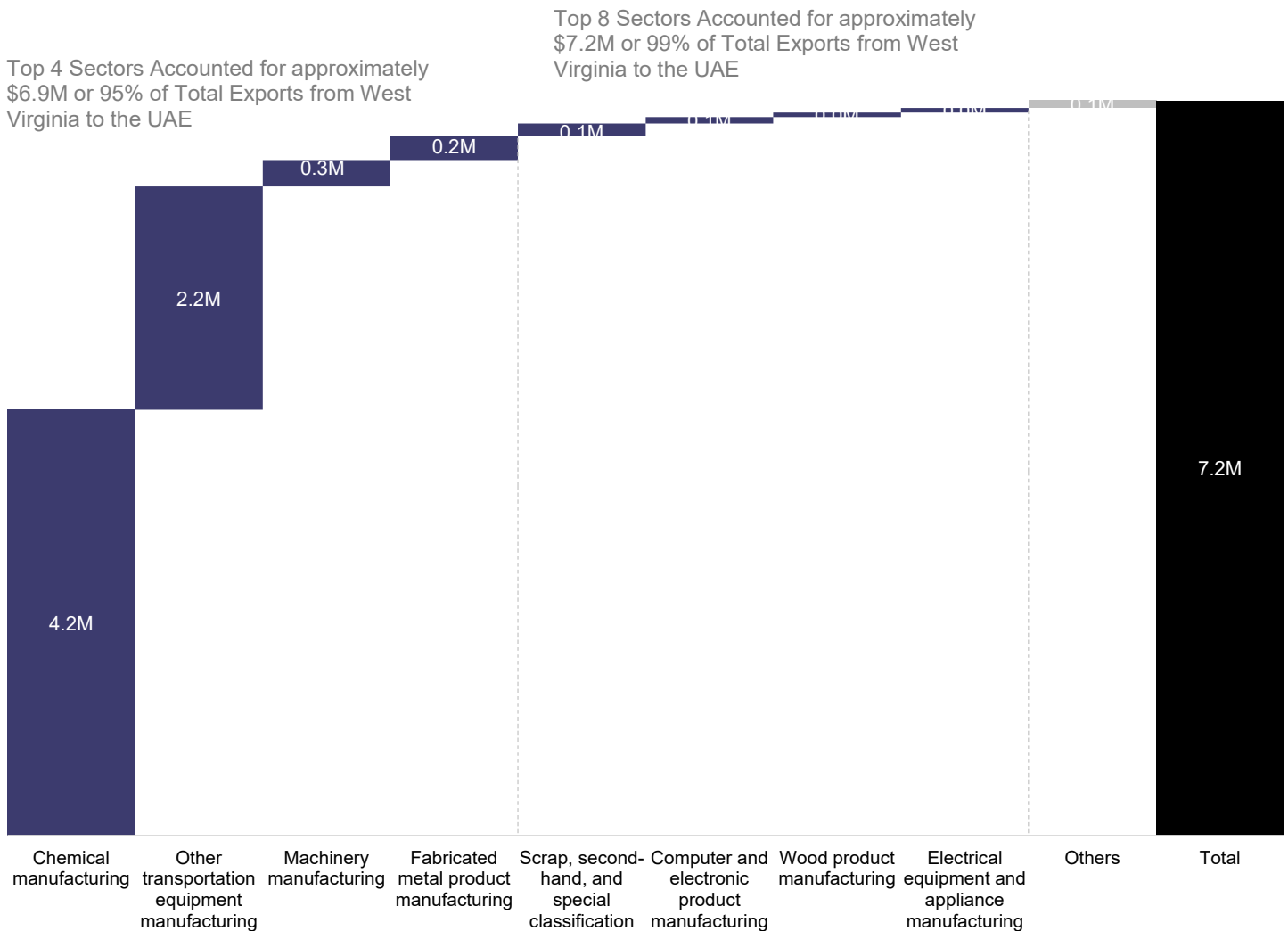
Rank	State	2017	2018	2019	2020	Trend Line	2017-2020
	All U.S. States	\$19,690.6	\$19,163.1	\$19,621.2	\$14,491.7		\$72,966.7
<b>45</b>	<b>West Virginia</b>	<b>0.06%</b> \$11.57	<b>0.03%</b> \$5.69	<b>0.05%</b> \$10.72	<b>0.05%</b> \$7.22		<b>0.05%</b> \$35.20
1	Texas	11.0% \$2,172.7	16.3% \$3,125.5	17.9% \$3,508.3	19.9% \$2,889.9		16.0% \$11,696.3
5	South Carolina	2.0% \$395.2	6.2% \$1,182.3	12.1% \$2,373.1	3.7% \$537.5		6.2% \$4,488.1
10	Michigan	2.4% \$479.9	2.3% \$447.2	3.1% \$613.4	3.4% \$494.2		2.8% \$2,034.8
20	New Hampshire	0.8% \$165.2	0.7% \$134.3	0.9% \$178.6	2.4% \$348.2		1.1% \$826.4
30	Maryland	0.6% \$114.8	0.4% \$75.1	0.3% \$61.1	0.4% \$63.0		0.4% \$314.1

## West Virginia Exports to the UAE



In 2020, *Chemical Manufacturing* and *Other Transportation Equipment Manufacturing* were the largest exporting sectors

Exhibit I.3 | West Virginia's Exporting Sectors in 2020



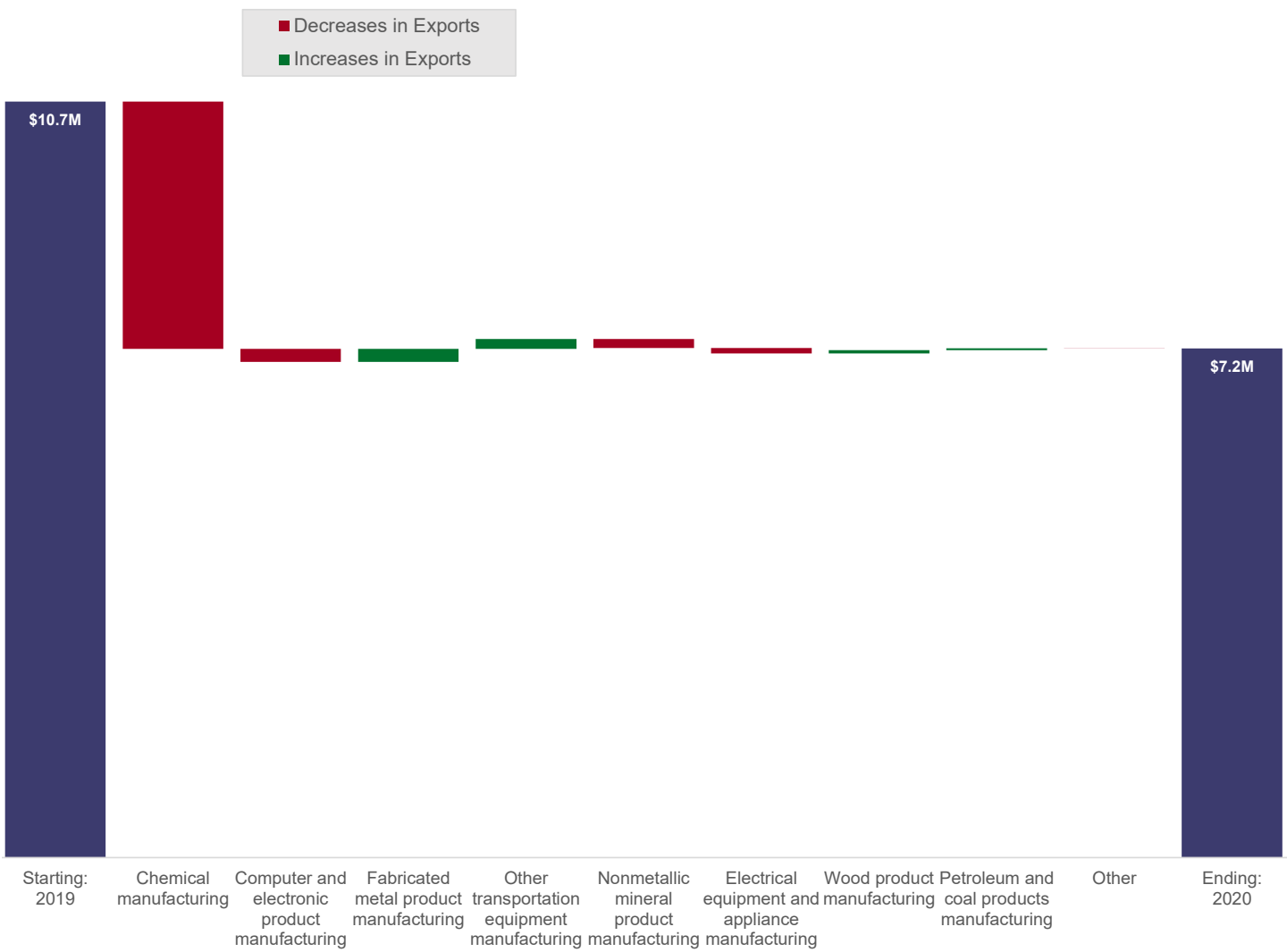
## West Virginia Exports to the UAE

I

D

From 2019 to 2020, *Fabricated Metal Product Manufacturing* sector had a small increase in exports. *Chemical Manufacturing* sector had the largest decrease

Exhibit I.4 | West Virginia's Exporting Sector Movements From 2019 to 2020

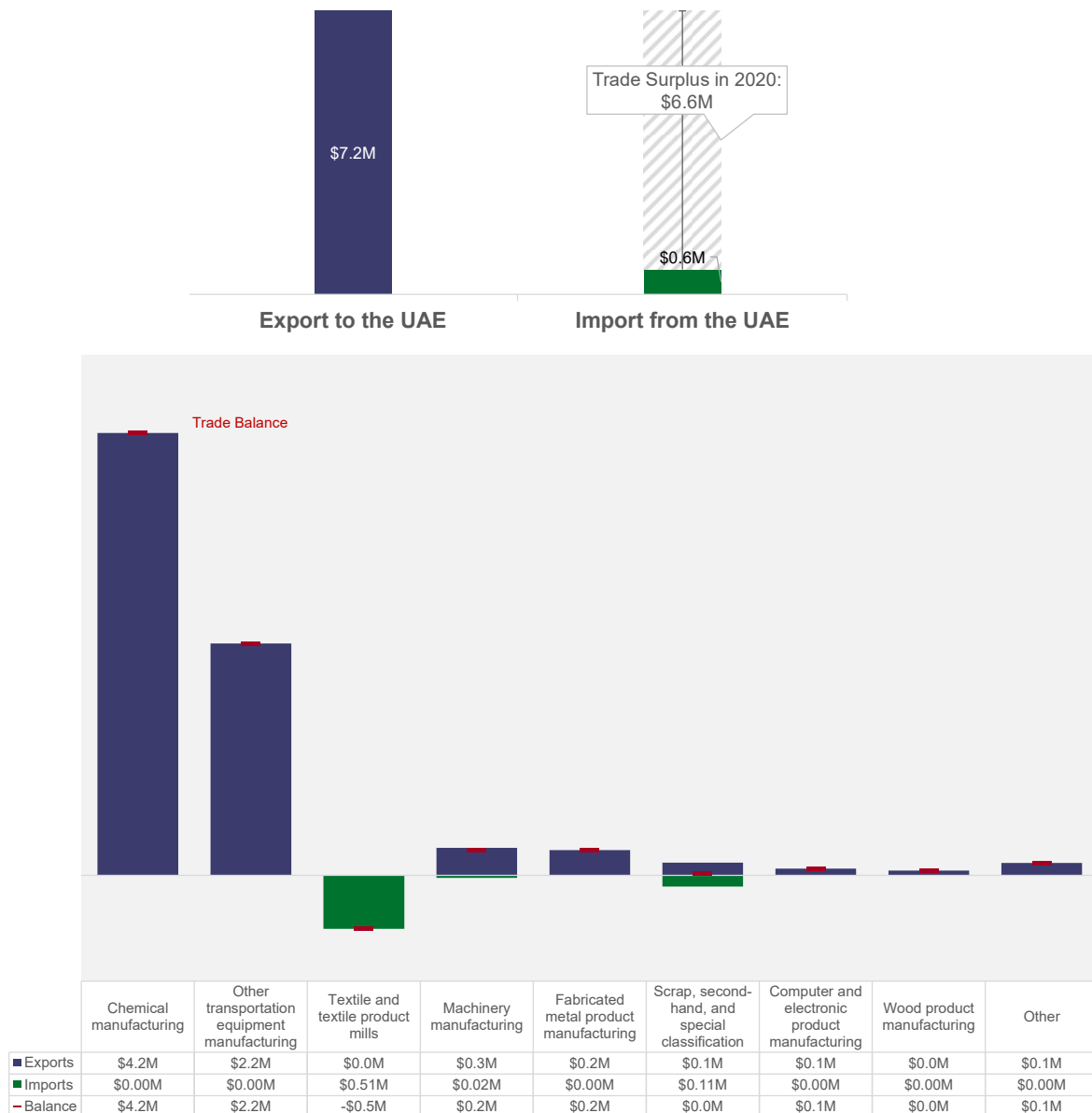


## West Virginia Exports to the UAE



**E** West Virginia had a \$6.6M trade surplus with the UAE in 2020

Exhibit I.5 | West Virginia's Trade Surplus with the UAE by Sector

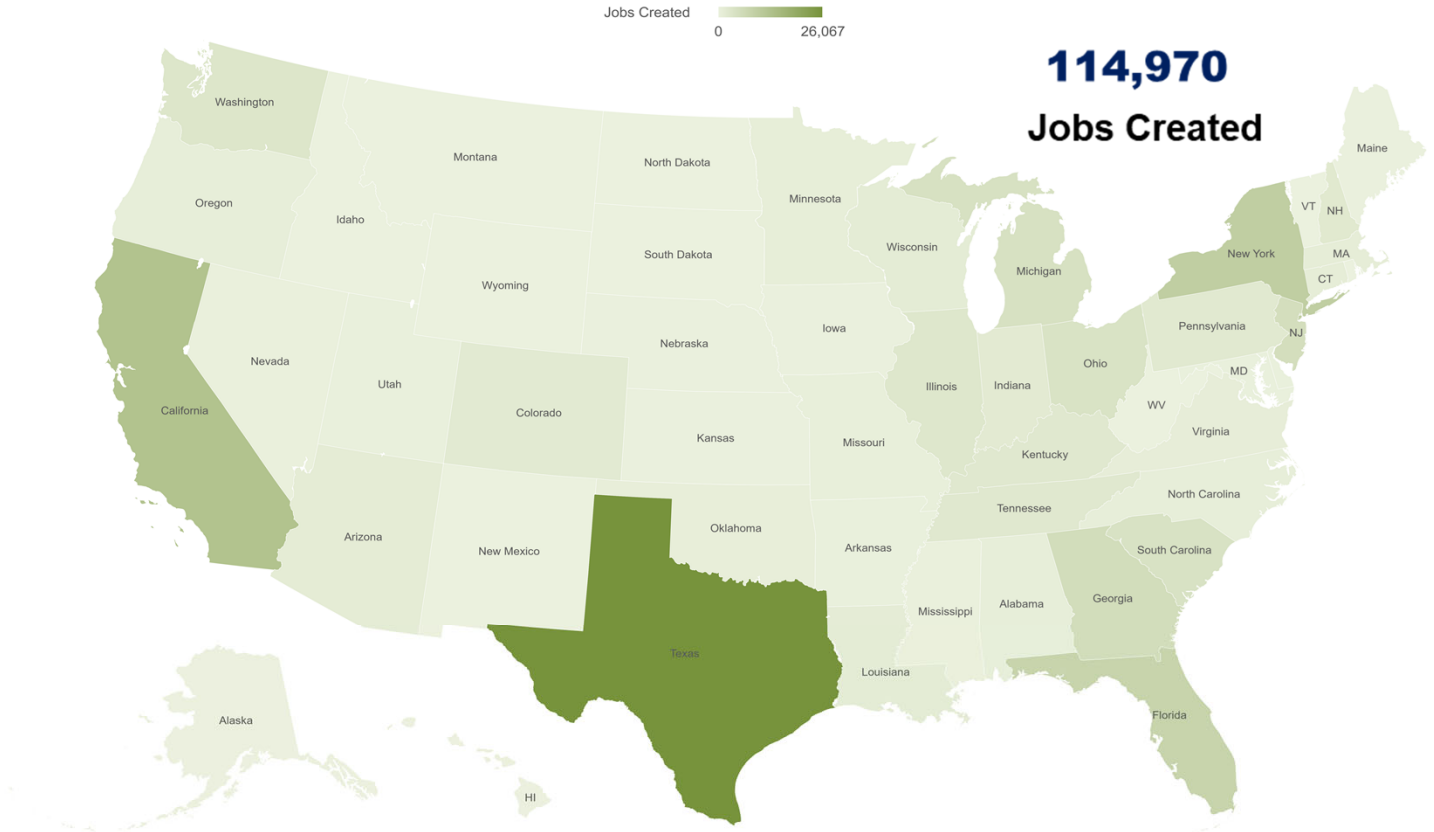




# West Virginia 2020 Employment Driven by Export to the UAE



Positive U.S. Employment Driven by Exports to the UAE in 2020



Powered by Bing  
© GeoNames, HERE, MSFT

**F**

**39** Jobs out of 114,970 Total Jobs Created in the U.S. by the UAE

<b>Employment Driven by West Virginia's Exports of Manufactured Goods to the UAE*</b>	<b>39</b>	Other transportation equipment manufacturing	Computer and electronic product manufacturing	Chemical manufacturing	Fabricated metal product manufacturing	Machinery manufacturing
		12	1	22	2	2
		Electrical equipment and appliance manufacturing		Miscellaneous manufacturing	Motor vehicle, body, trailer, and parts manufacturing	
		0		0	0	

\* The sectors shown are the top ten U.S. manufacturing sectors exporting to the UAE in 2020.

\*\* Some sectors may show 0 due to rounding.



EMBASSY OF THE  
UNITED ARAB EMIRATES  
WASHINGTON, DC

[WWW.UAE-EMBASSY.ORG](http://WWW.UAE-EMBASSY.ORG)

# APPENDICES



## West Virginia's Top Exporting Commodities to the UAE in 2020

*This exhibit only displays commodities with annual export amounts exceeding \$1M*

Sector	Top Commodity	Export Value
Chemical manufacturing	3251 Basic Chemicals	3.8M
Other transportation equipment manufacturing	3364 Aerospace Products & Parts	2.2M

Note: Due to space constraints, some data bars are fitted to the page and not to scale.



## Employment Driven by Top 10 UAE-Exporting Sectors in West Virginia in 2020

