



EMBASSY OF THE
UNITED ARAB EMIRATES
WASHINGTON, DC

WWW.UAE-EMBASSY.ORG

**UAE – U.S.
HISTORICAL TRADE RELATIONSHIPS**

NORTH CAROLINA REPORT

2020 UPDATE

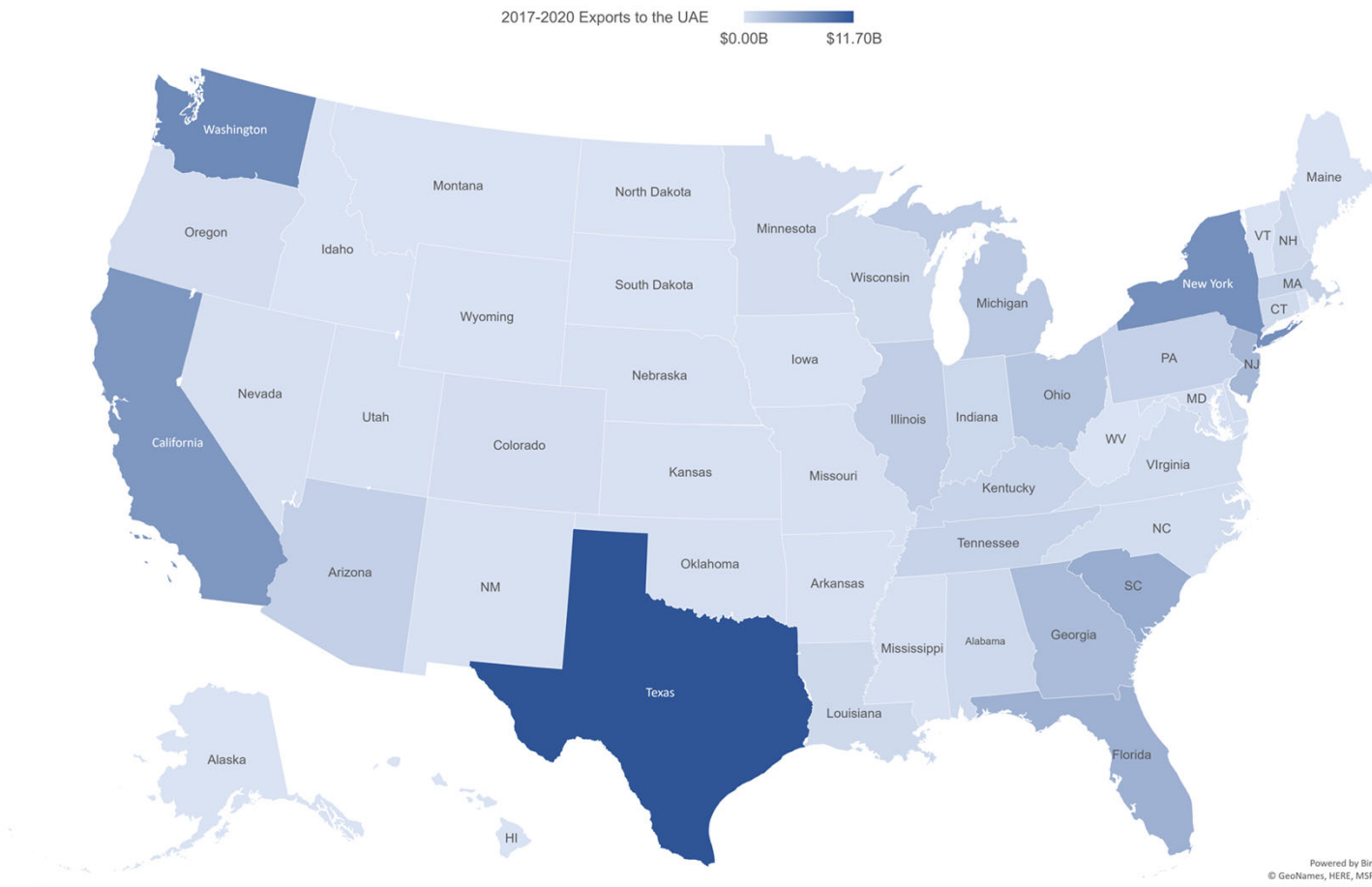
Table of Contents

Section	Contents	Page
I	US Exports to the UAE	3
II	UAE-Supported Employment	9
III	Foreign Direct Investment	10
IV	Appendices	14

North Carolina Exports to the UAE



U.S. State Exports to the UAE for the Years 2017-2020



A 26th
Largest Exporting State

B \$521.0M
Four-Year Total Exports

C Chemical Manufacturing
Top Exporting Sector

D Paper Manufacturing
Sector with Largest Increase in Exports Since 2019

E \$68.3M
Trade Surplus in 2020

F 795
Jobs Supported by Exports in 2020

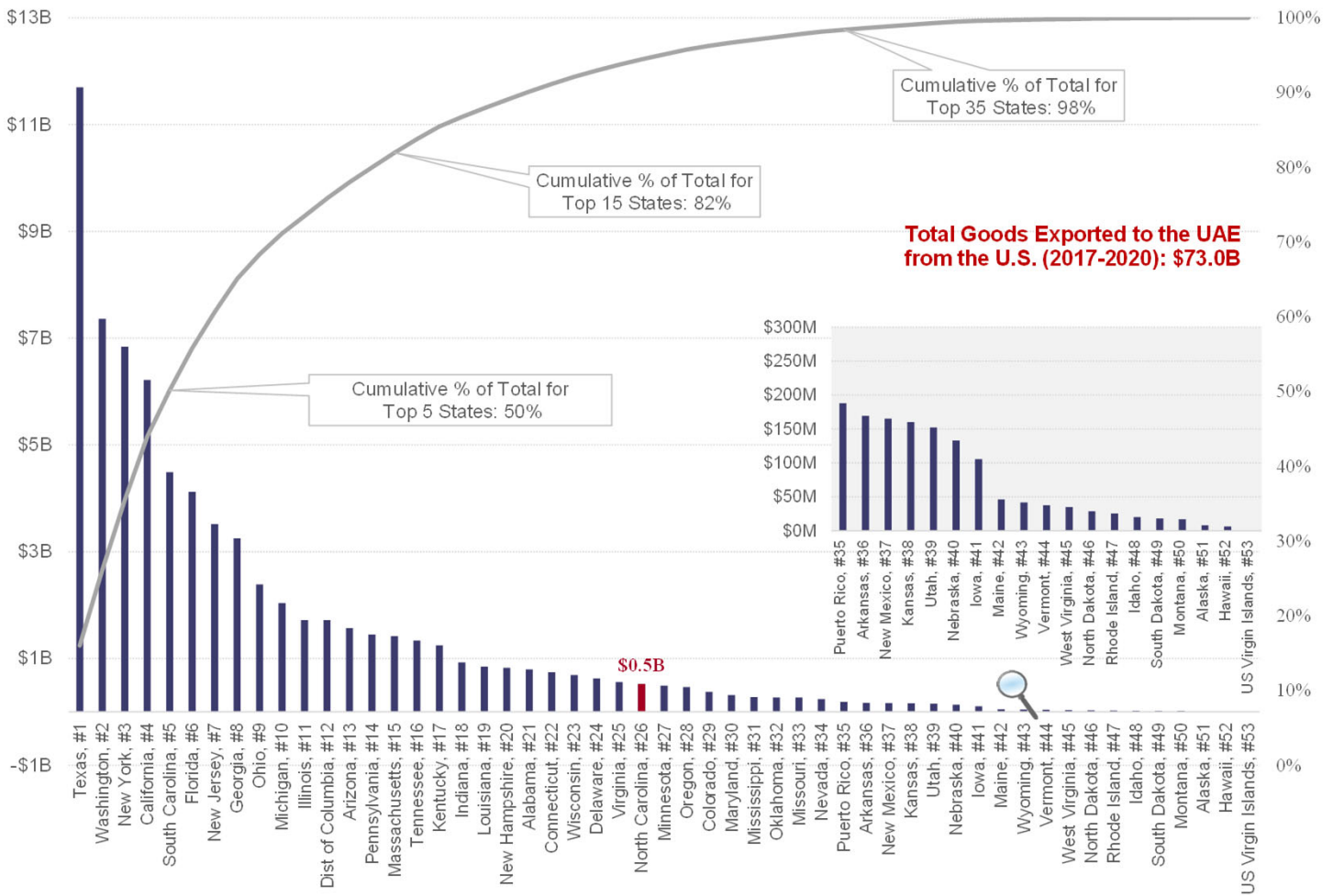
North Carolina Exports to the UAE



A

North Carolina ranked 26th among U.S. states and territories with \$521.0M in goods exported to the UAE between 2017 and 2020

Exhibit I.1 | U.S. State Rankings of Exports to the UAE (\$ in Billions)



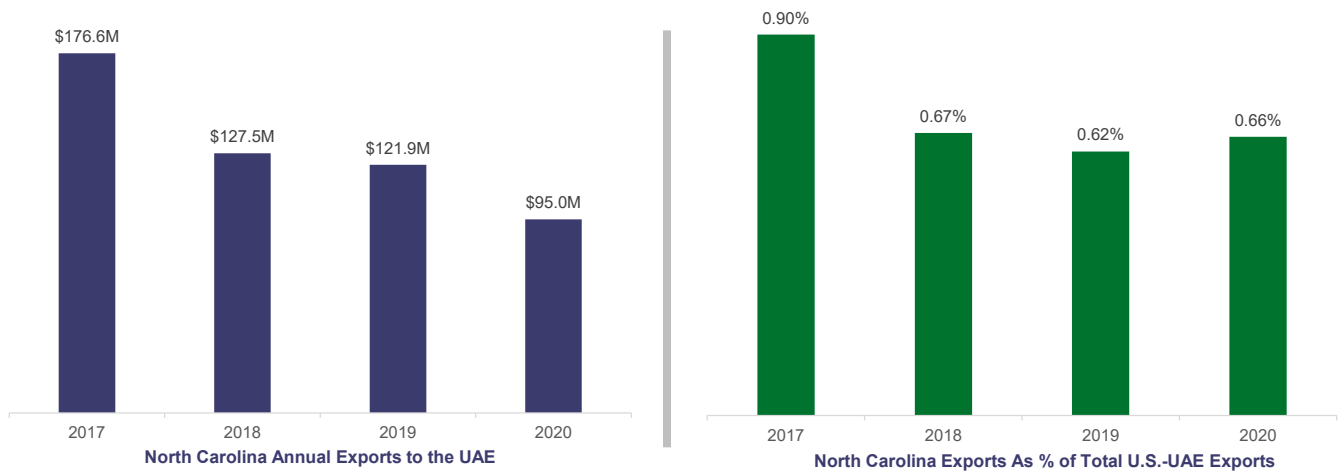
North Carolina Exports to the UAE



B

Overall U.S. exports were affected by the global pandemic in 2020. The total value of 2020 goods exported by the state decreased compared to 2019 while its percentage of total U.S. exports increased

Exhibit I.2 | North Carolina Export Values and Percent of Total by Year



\$ in millions

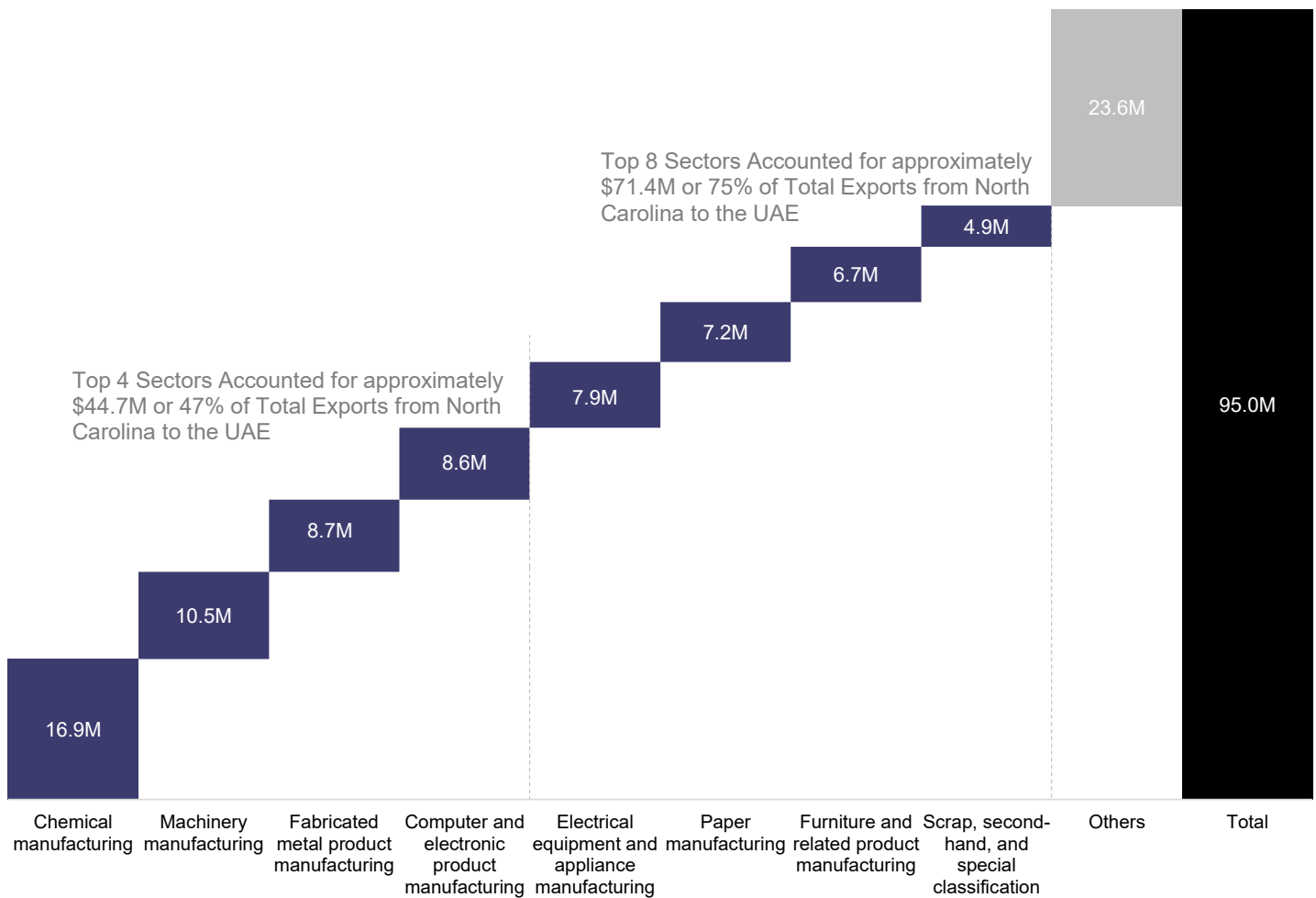
Rank	State	2017	2018	2019	2020	Trend Line	2017-2020
	All U.S. States	\$19,690.6	\$19,163.1	\$19,621.2	\$14,491.7		\$72,966.7
26	North Carolina	0.9% \$176.6	0.7% \$127.5	0.6% \$121.9	0.7% \$95.0		0.7% \$520.9
1	Texas	11.0% \$2,172.7	16.3% \$3,125.5	17.9% \$3,508.3	19.9% \$2,889.9		16.0% \$11,696.3
5	South Carolina	2.0% \$395.2	6.2% \$1,182.3	12.1% \$2,373.1	3.7% \$537.5		6.2% \$4,488.1
10	Michigan	2.4% \$479.9	2.3% \$447.2	3.1% \$613.4	3.4% \$494.2		2.8% \$2,034.8
20	New Hampshire	0.8% \$165.2	0.7% \$134.3	0.9% \$178.6	2.4% \$348.2		1.1% \$826.4
30	Maryland	0.6% \$114.8	0.4% \$75.1	0.3% \$61.1	0.4% \$63.0		0.4% \$314.1

North Carolina Exports to the UAE



In 2020, *Chemical Manufacturing* and *Machinery Manufacturing* were the largest exporting sectors

Exhibit I.3 | North Carolina's Exporting Sectors in 2020

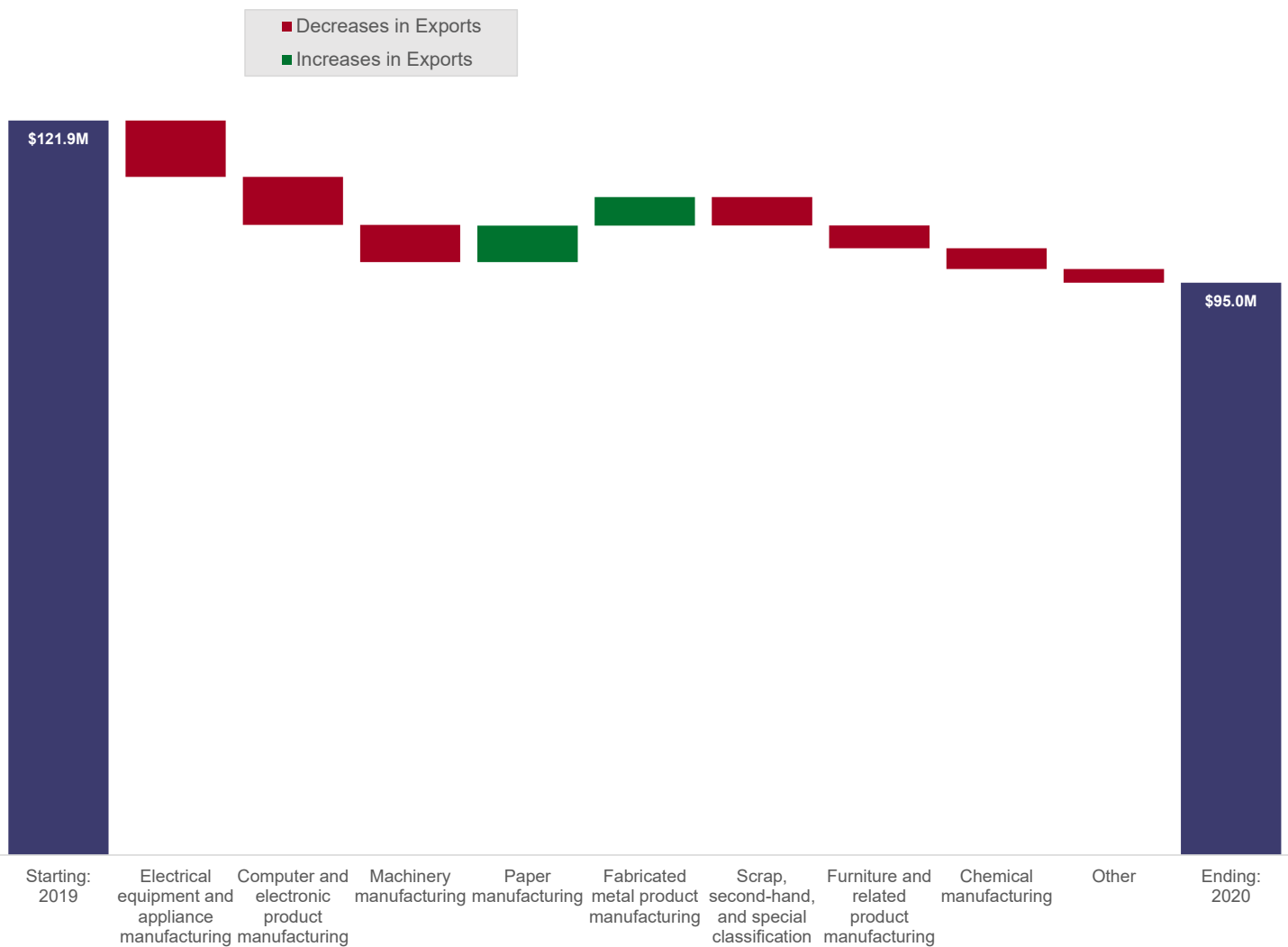


North Carolina Exports to the UAE

I

D
 From 2019 to 2020, *Paper Manufacturing* sector had the largest increase in exports. *Electrical Equipment and Appliance Manufacturing* had the largest decrease

Exhibit I.4 | North Carolina's Exporting Sector Movements From 2019 to 2020

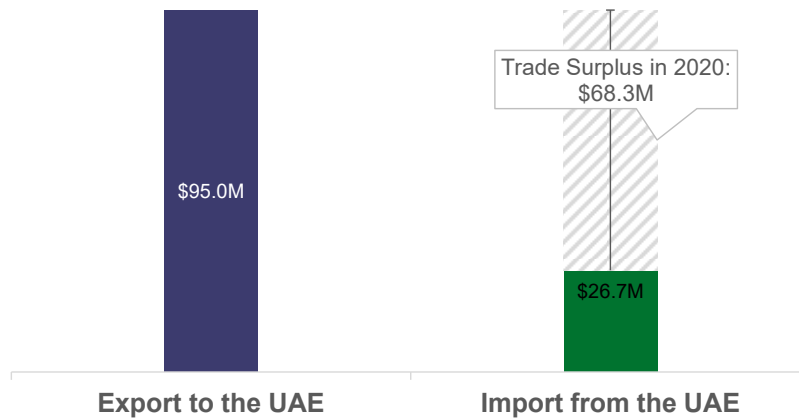


North Carolina Exports to the UAE



E North Carolina had a \$68.3M trade surplus with the UAE in 2020

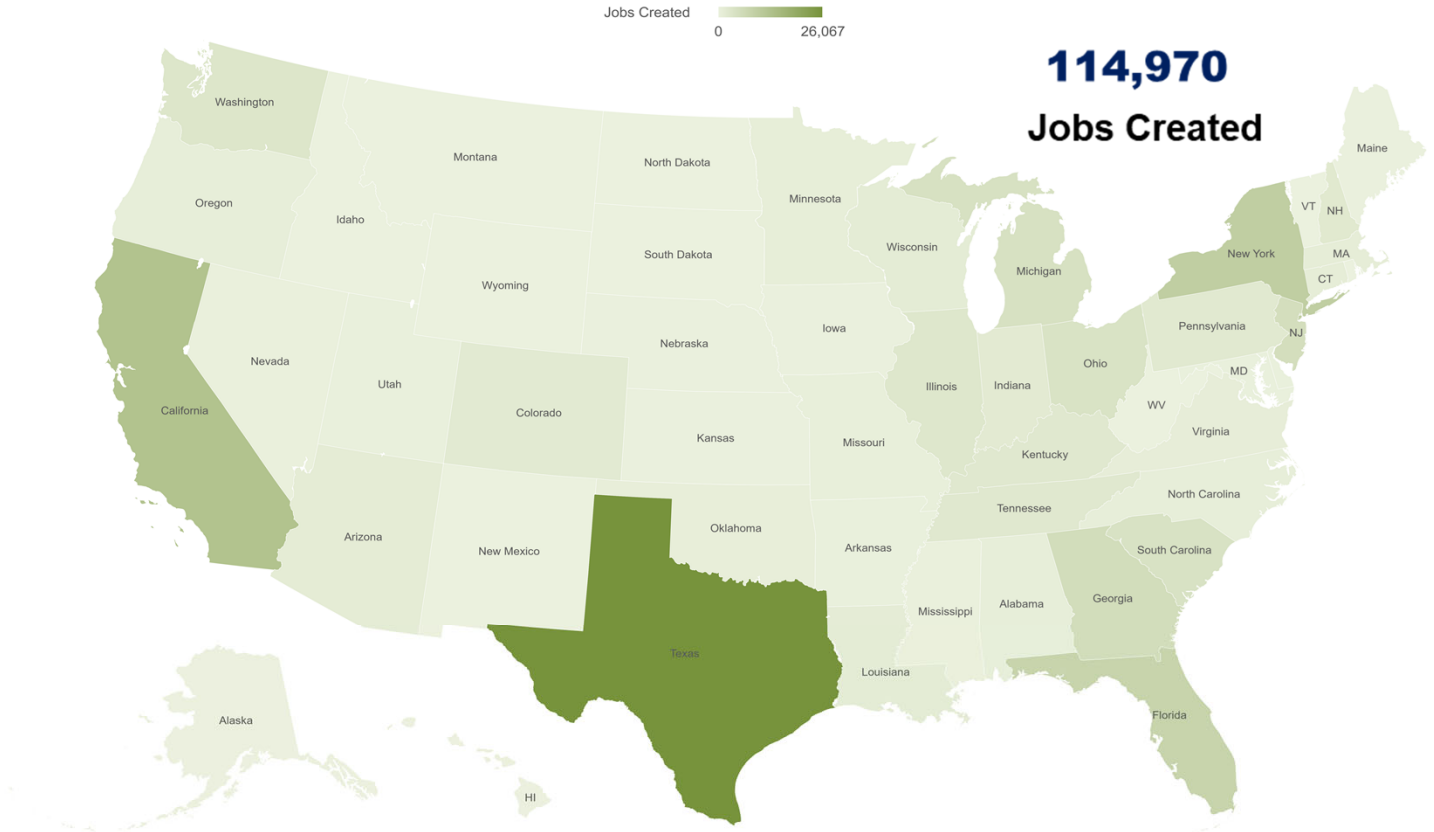
Exhibit I.5 | North Carolina's Trade Surplus with the UAE by Sector



North Carolina 2020 Employment Driven by Export to the UAE



Positive U.S. Employment Driven by Exports to the UAE in 2020



Powered by Bing
© GeoNames, HERE, MSFT



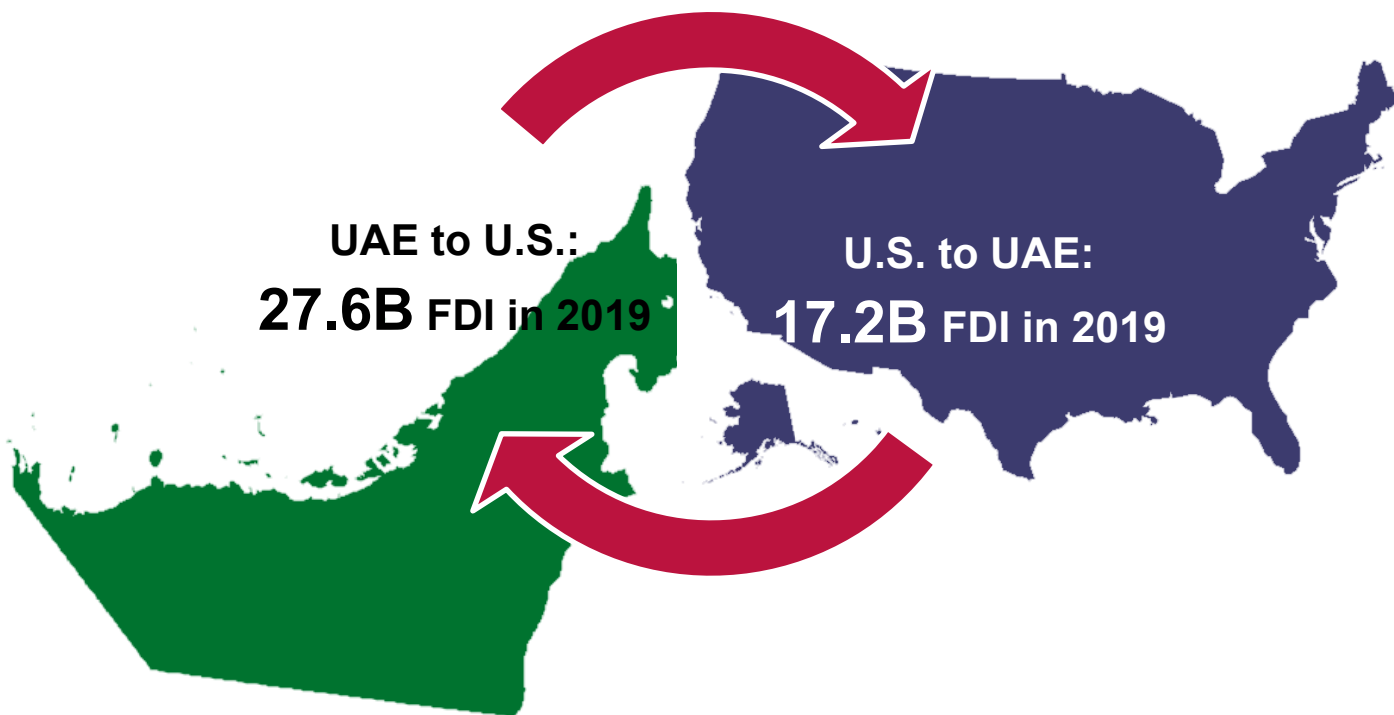
795 Jobs out of 114,970 Total Jobs Created in the U.S. by the UAE

Employment Driven by North Carolina's Exports of Manufactured Goods to the UAE*	795	Other transportation equipment manufacturing	Computer and electronic product manufacturing	Chemical manufacturing	Fabricated metal product manufacturing	Machinery manufacturing	
		18	76	111	90	86	
		Electrical equipment and appliance manufacturing	Food, beverage, and tobacco product manufacturing	Miscellaneous manufacturing	Motor vehicle, body, trailer, and parts manufacturing		
		66	44	30	30		

* The sectors shown are the top ten U.S. manufacturing sectors exporting to the UAE in 2020.

** Some sectors may show 0 due to rounding.

Foreign Direct Investment



A **\$27.6B**
2019 UAE total
FDI in U.S.

B **Various
Sectors**
Benefited from
UAE's greenfield
investments in
North Carolina
since 2017

C **ICT &
Electronics**
Benefited from North
Carolina's greenfield
investments in the
UAE in 2020

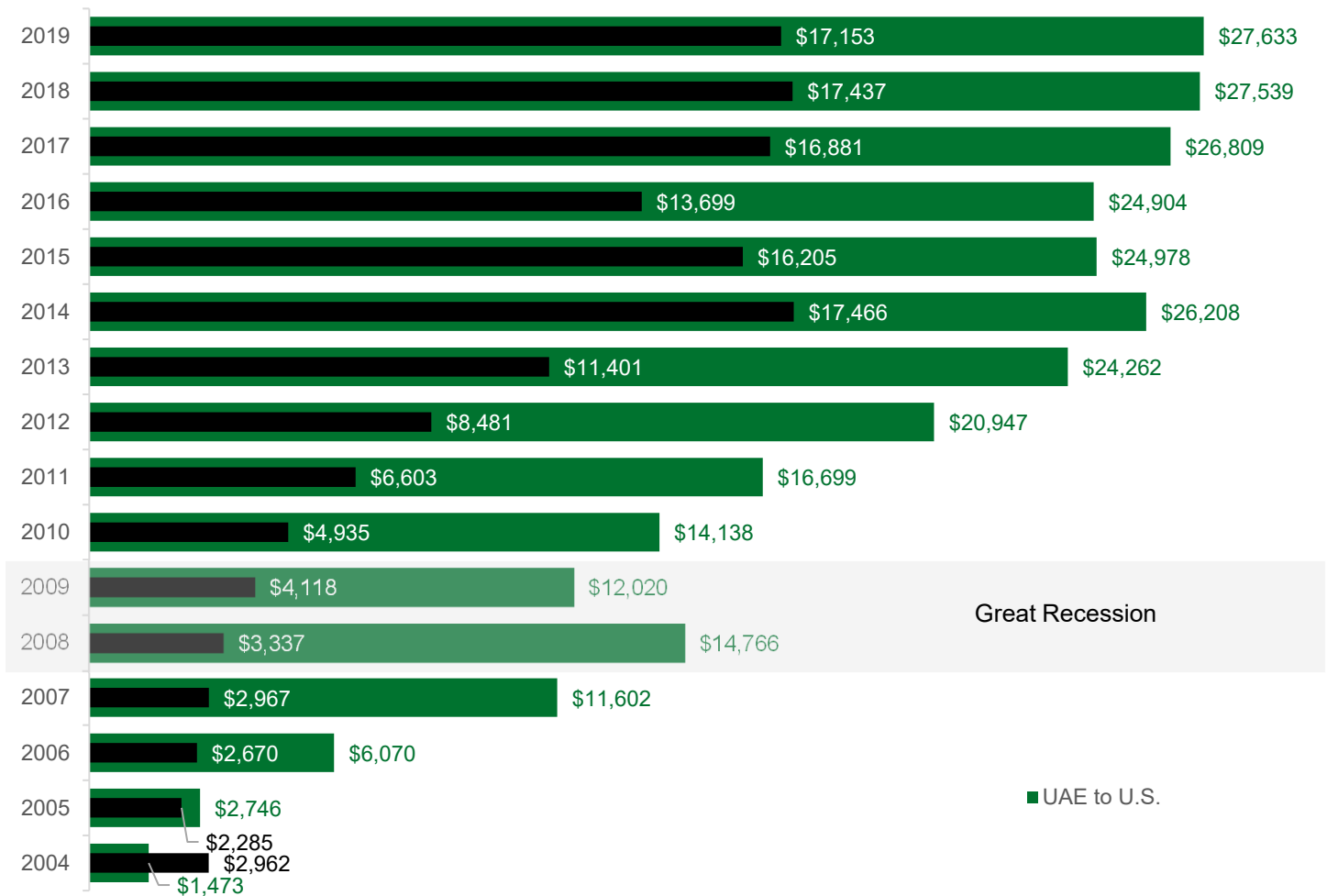
Bilateral FDI between the U.S. and UAE



A

UAE made \$27.6B total investment in U.S. in 2019. Investments over the past four years remained level.

Exhibit IV.1 | Total UAE Investments by Year

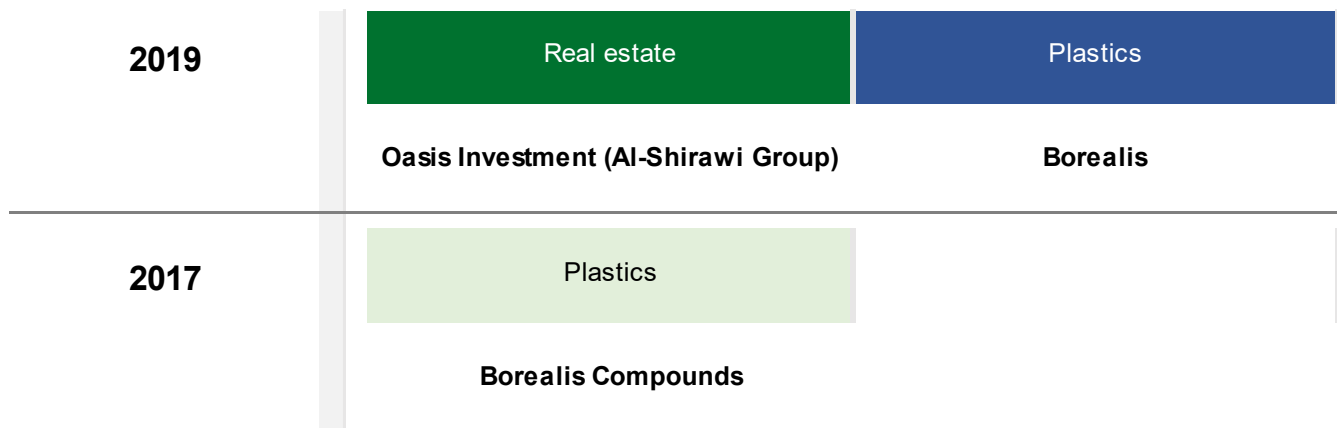


UAE FDI in North Carolina



Since 2017, UAE expanded existing investments and made greenfield investments in North Carolina in a few sectors

Exhibit IV.2 | Certain UAE Investors in North Carolina by Sector Since 2017



North Carolina 2020

Greenfield and Expanded FDI in the UAE

IV

C Certain investments were made by North Carolina entities in the UAE during 2020

Exhibit IV.3 | Certain North Carolina Investors in UAE by Sector in 2020

Sector	North Carolina Investing Entities to the UAE	
ICT & Electronics	Data443 Risk Mitigation (LandStar) ● \$5.8	Mackay Communications (Mackay Marine) \$7.3



EMBASSY OF THE
UNITED ARAB EMIRATES
WASHINGTON, DC

WWW.UAE-EMBASSY.ORG

APPENDICES

Appendix A

IV

North Carolina's Top Exporting Commodities to the UAE in 2020

This exhibit only displays commodities with annual export amounts exceeding \$1M

Sector	Top Commodity	Export Value
Chemical manufacturing	3254 Pharmaceuticals & Medicines	13.1M
	3256 Soaps, Cleaning Compounds & Toilet Preparations	1.3M
	3259 Other Chemical Products & Preparations	1.1M
Machinery manufacturing	3334 Hvac & Commercial Refrigeration Equipment	4.7M
	3339 Other General Purpose Machinery	3.6M
	3331 Ag & Construction & Machinery	1.2M
Fabricated metal product manufacturing	3329 Other Fabricated Metal Products	7.3M
Computer and electronic product manufacturing	3341 Computer Equipment	3.9M
	3342 Communications Equipment	2.1M
	3345 Navigational/measuring/medical/control Instrument	1.2M
Electrical equipment and appliance manufacturing	3359 Electrical Equipment & Components, Nesoi	4.4M
	3353 Electrical Equipment	3.2M
Paper manufacturing	3221 Pulp, Paper & Paperboard Mill Products	6.8M
Furniture and related product manufacturing	3371 Household & Institutional Furn & Kitchen Cabinets	5.2M
	3372 Office Furniture (including Fixtures)	1.4M
Scrap, second-hand, and special classification	9900 Other Special Classification Provisions	4.4M
Food, beverage, and tobacco product manufacturing	3118 Bakery & Tortilla Products	3.3M
Motor vehicle, body, trailer, and parts manufacturing	3363 Motor Vehicle Parts	3.4M

Note: Due to space constraints, some data bars are fitted to the page and not to scale.

Employment Driven by Top 10 UAE-Exporting Sectors in North Carolina in 2020

