



EMBASSY OF THE
UNITED ARAB EMIRATES
WASHINGTON, DC

WWW.UAE-EMBASSY.ORG

UAE – U.S. HISTORICAL TRADE RELATIONSHIPS

MARYLAND REPORT

2020 UPDATE

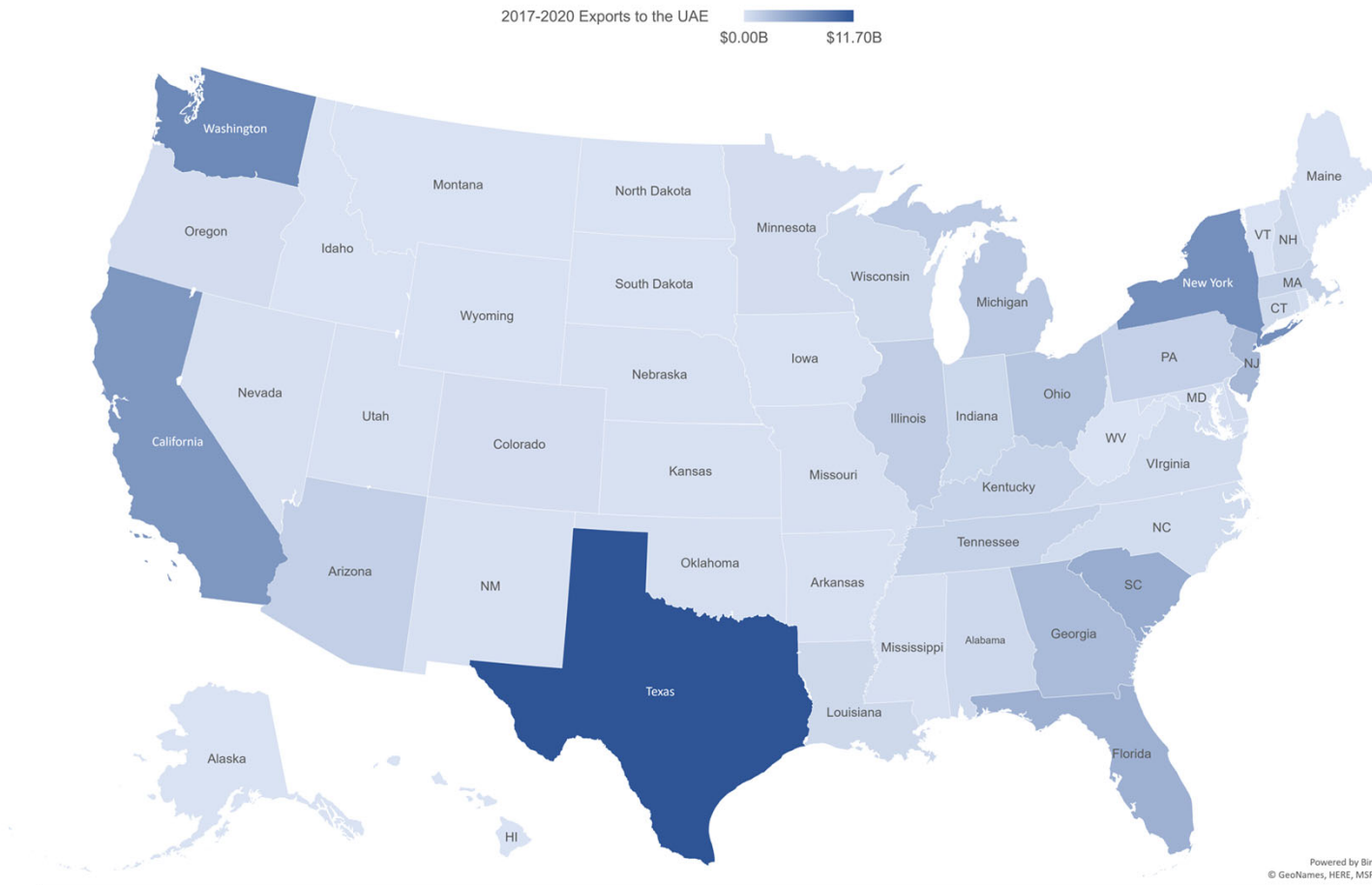
Table of Contents

Section	Contents	Page
I	US Exports to the UAE	3
II	UAE-Supported Employment	9
III	Foreign Direct Investment	10
IV	Appendices	13

Maryland Exports to the UAE



U.S. State Exports to the UAE for the Years 2017-2020



Powered by Bing
© GeoNames, HERE, MSFT

- A 30th**
Largest Exporting State
- B \$314.1M**
Four-Year Total Exports
- C Scrap, Second-Hand, and Special Classification**
Top Exporting Sector
- D Computer and Electronic product**
Sector with Largest Increase in Exports Since 2018
- E \$94.8M**
Trade Deficit in 2020
- F 351**
Jobs Supported by Exports in 2020

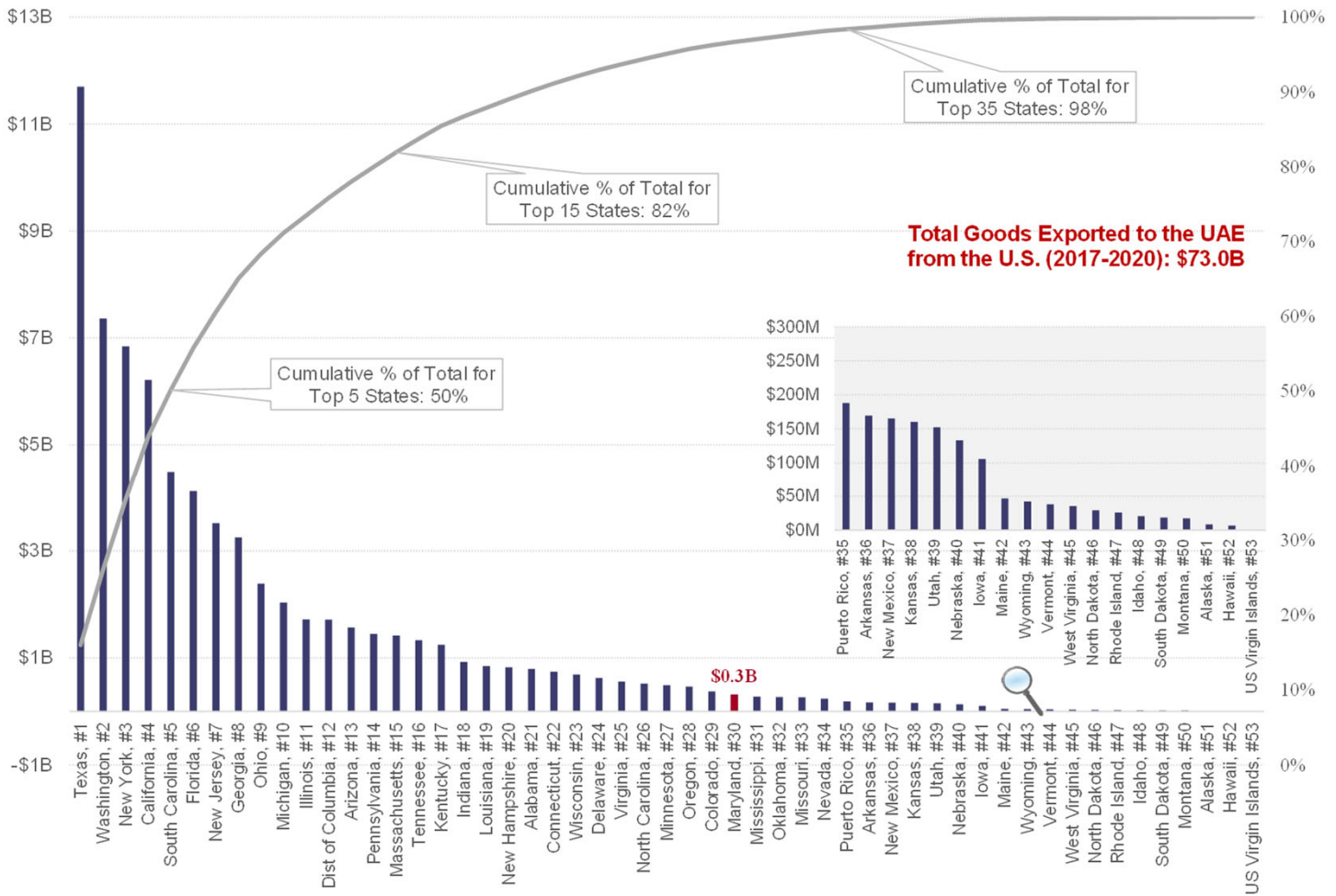
Maryland Exports to the UAE



A

Maryland ranked 30th among U.S. states and territories with \$314.1M in goods exported to the UAE between 2017 and 2020

Exhibit I.1 | U.S. State Rankings of Exports to the UAE (\$ in Billions)



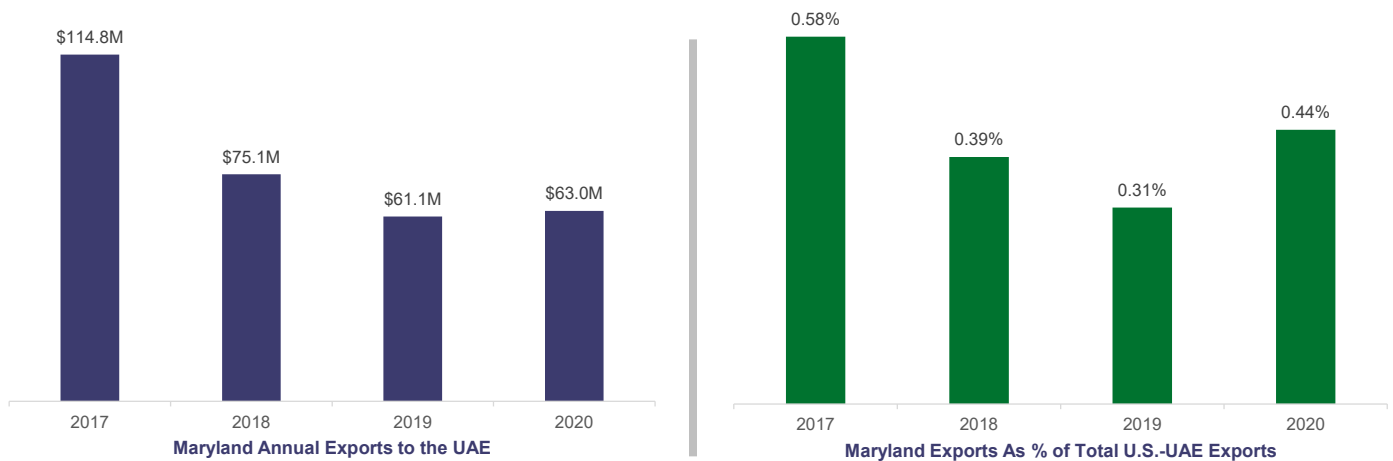
Maryland Exports to the UAE



B

Overall U.S. exports were affected by the global pandemic in 2020. However, the total value of 2020 goods exported by the state, as well as the percentage of total U.S. exports, increased compared to 2019.

Exhibit I.2 | Maryland Export Values and Percent of Total by Year



\$ in millions

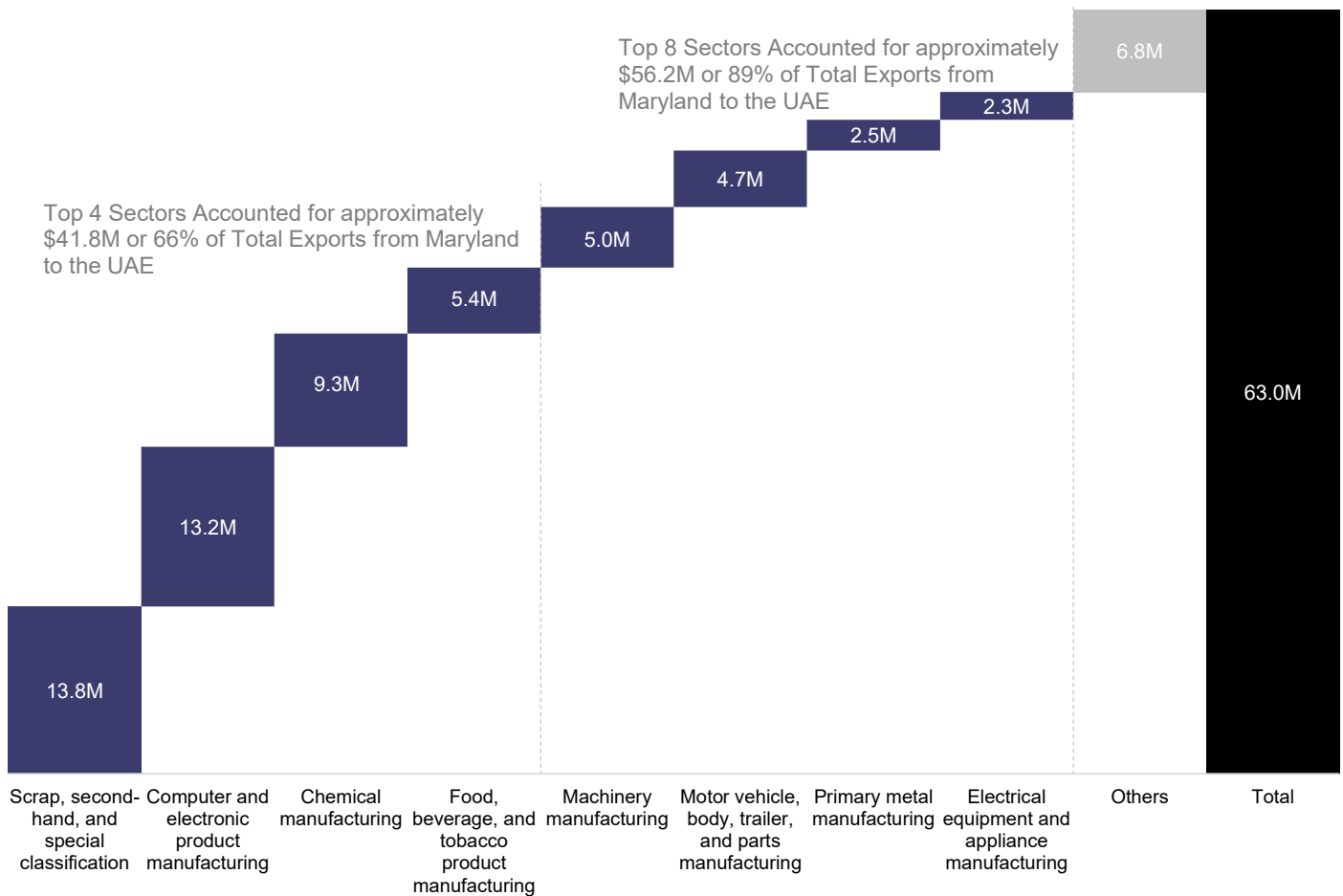
Rank	State	2017	2018	2019	2020	Trend Line	2017-2020
	All U.S. States	\$19,690.6	\$19,163.1	\$19,621.2	\$14,491.7		\$72,966.7
30	Maryland	0.6% \$114.8	0.4% \$75.1	0.3% \$61.1	0.4% \$63.0		0.4% \$314.1
1	Texas	11.0% \$2,172.7	16.3% \$3,125.5	17.9% \$3,508.3	19.9% \$2,889.9		16.0% \$11,696.3
5	South Carolina	2.0% \$395.2	6.2% \$1,182.3	12.1% \$2,373.1	3.7% \$537.5		6.2% \$4,488.1
10	Michigan	2.4% \$479.9	2.3% \$447.2	3.1% \$613.4	3.4% \$494.2		2.8% \$2,034.8
20	New Hampshire	0.8% \$165.2	0.7% \$134.3	0.9% \$178.6	2.4% \$348.2		1.1% \$826.4
31	Mississippi	0.3% \$51.9	0.7% \$137.7	0.3% \$49.4	0.3% \$39.8		0.4% \$278.8

Maryland Exports to the UAE



In 2020, *Scrap, Second-hand and Special Classification* and *Computer and Electronic Product Manufacturing* were the largest exporting sectors

Exhibit I.3 | Maryland's Exporting Sectors in 2020



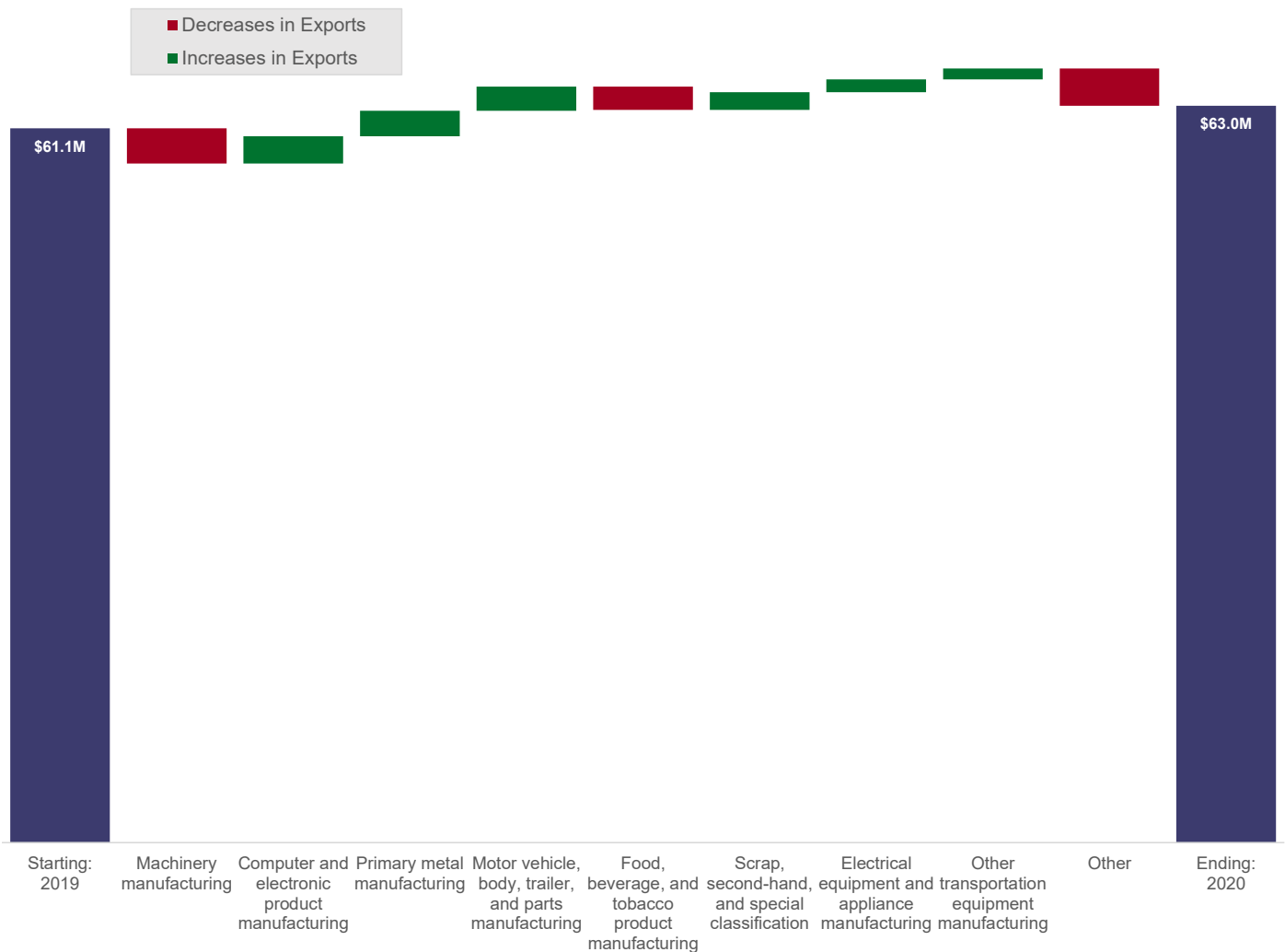
Maryland Exports to the UAE



D

From 2019 to 2020, *Computer and Electronic Product Manufacturing* sector had the largest increase in exports. *Machinery Manufacturing* sector had the largest decrease

Exhibit I.4 | Maryland's Exporting Sector Movements From 2019 to 2020

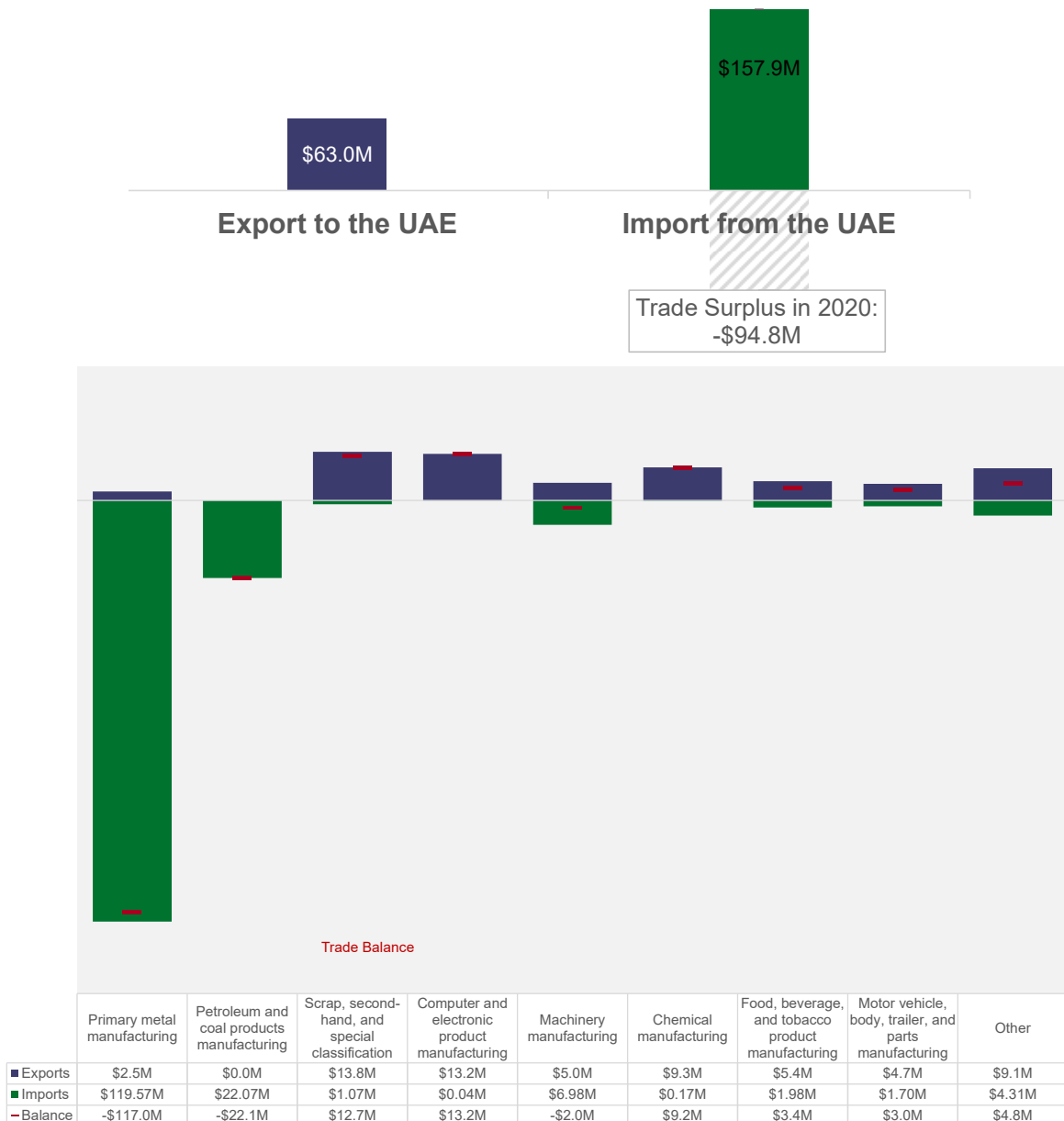


Maryland Exports to the UAE



E Maryland had a \$94.8M trade deficit with the UAE in 2020

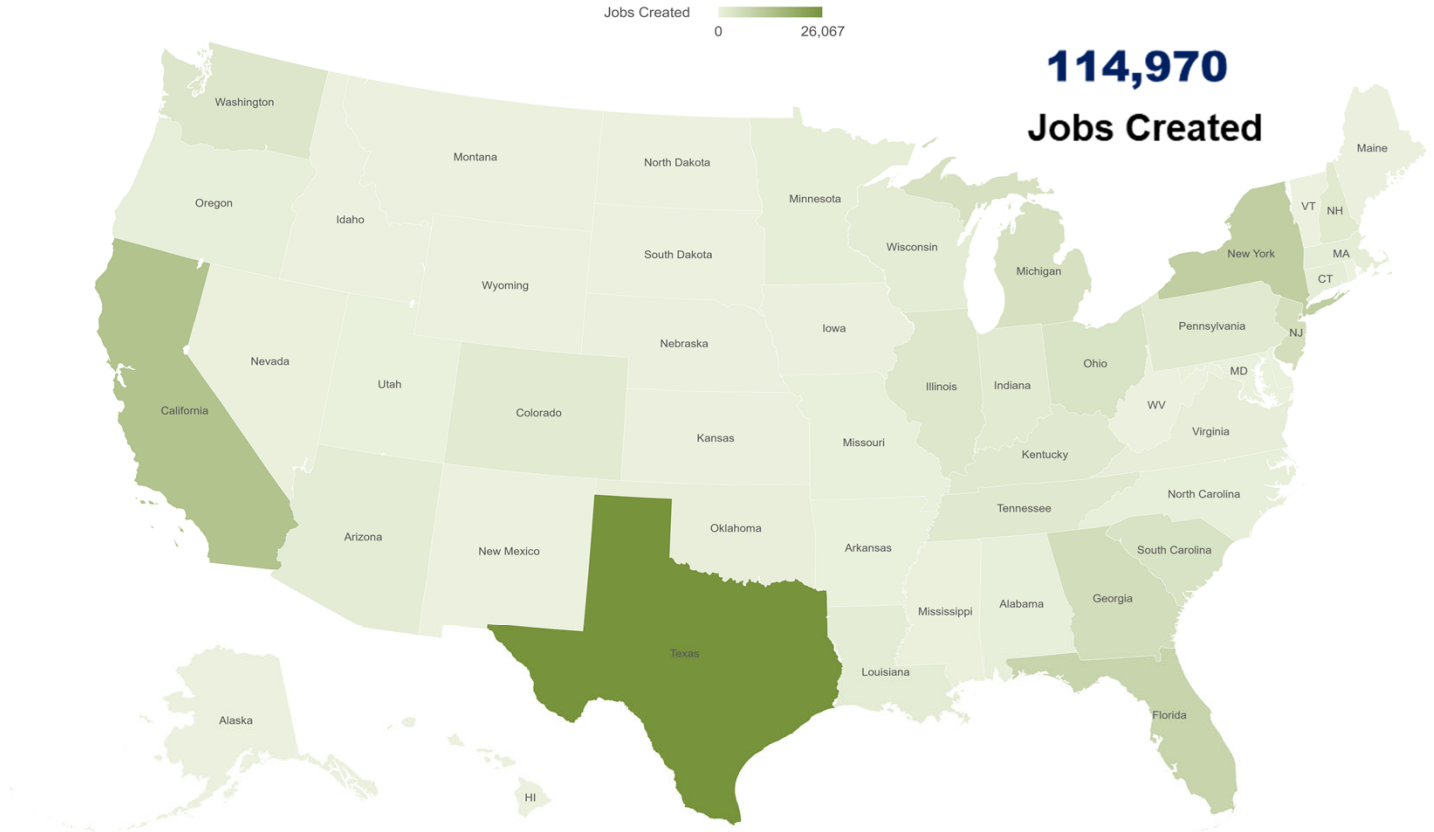
Exhibit I.5 | Maryland's Trade Surplus with the UAE by Sector



Maryland 2020 Employment Driven by Export to the UAE



Positive U.S. Employment Driven by Exports to the UAE in 2020



Powered by Bing
© GeoNames, HERE, MSFT

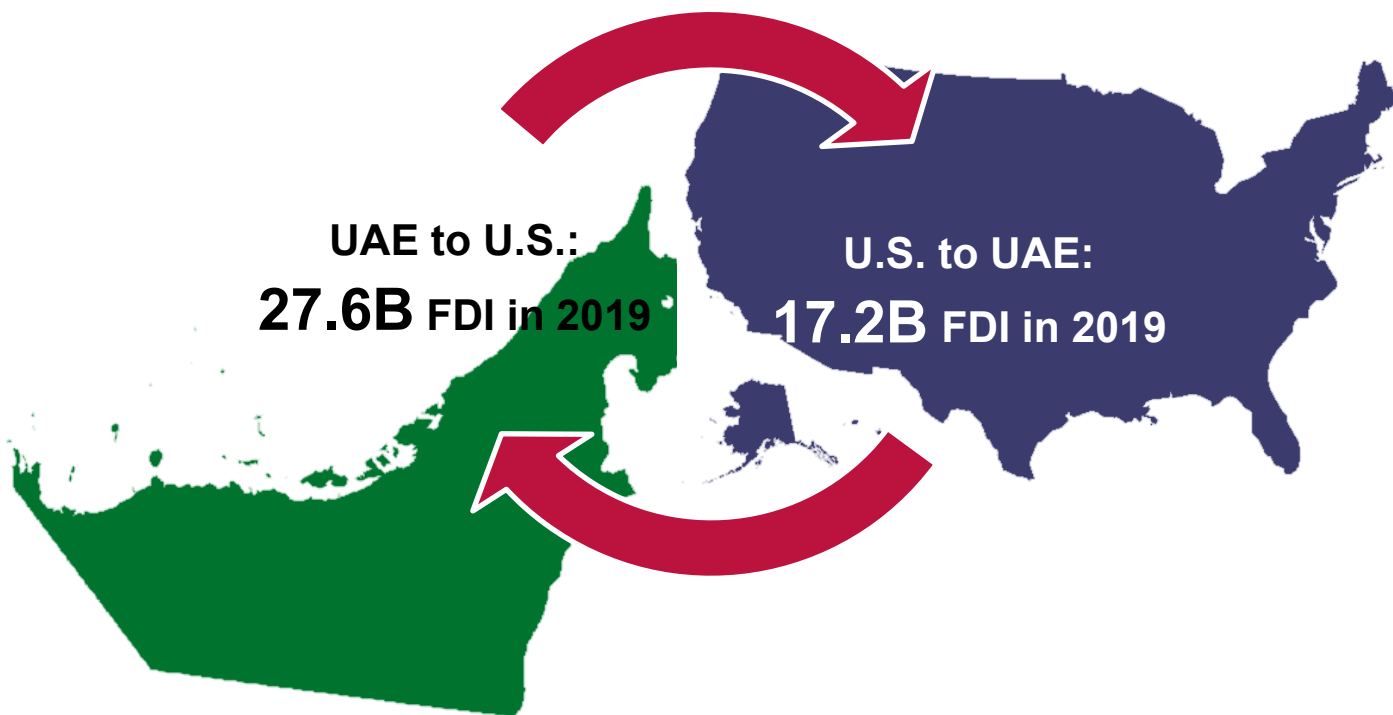
F **351** Jobs out of 114,970 Total Jobs Created in the U.S. by the UAE

Employment Driven by Maryland's Exports of Manufactured Goods to the UAE*	351	Other transportation equipment manufacturing	Computer and electronic product manufacturing	Chemical manufacturing	Fabricated metal product manufacturing	Machinery manufacturing	
		10	75	41	5	25	
		Electrical equipment and appliance manufacturing	Food, beverage, and tobacco product manufacturing	Motor vehicle, body, trailer, and parts manufacturing			
		13	39	25			

* The sectors shown are the top ten U.S. manufacturing sectors exporting to the UAE in 2020.

** Some sectors may show 0 due to rounding.

Foreign Direct Investment



A **\$27.6B**
2019 UAE total
FDI in U.S.

B **Industrial
Sector**
Benefited from
Maryland's greenfield
investments in the
UAE in 2020

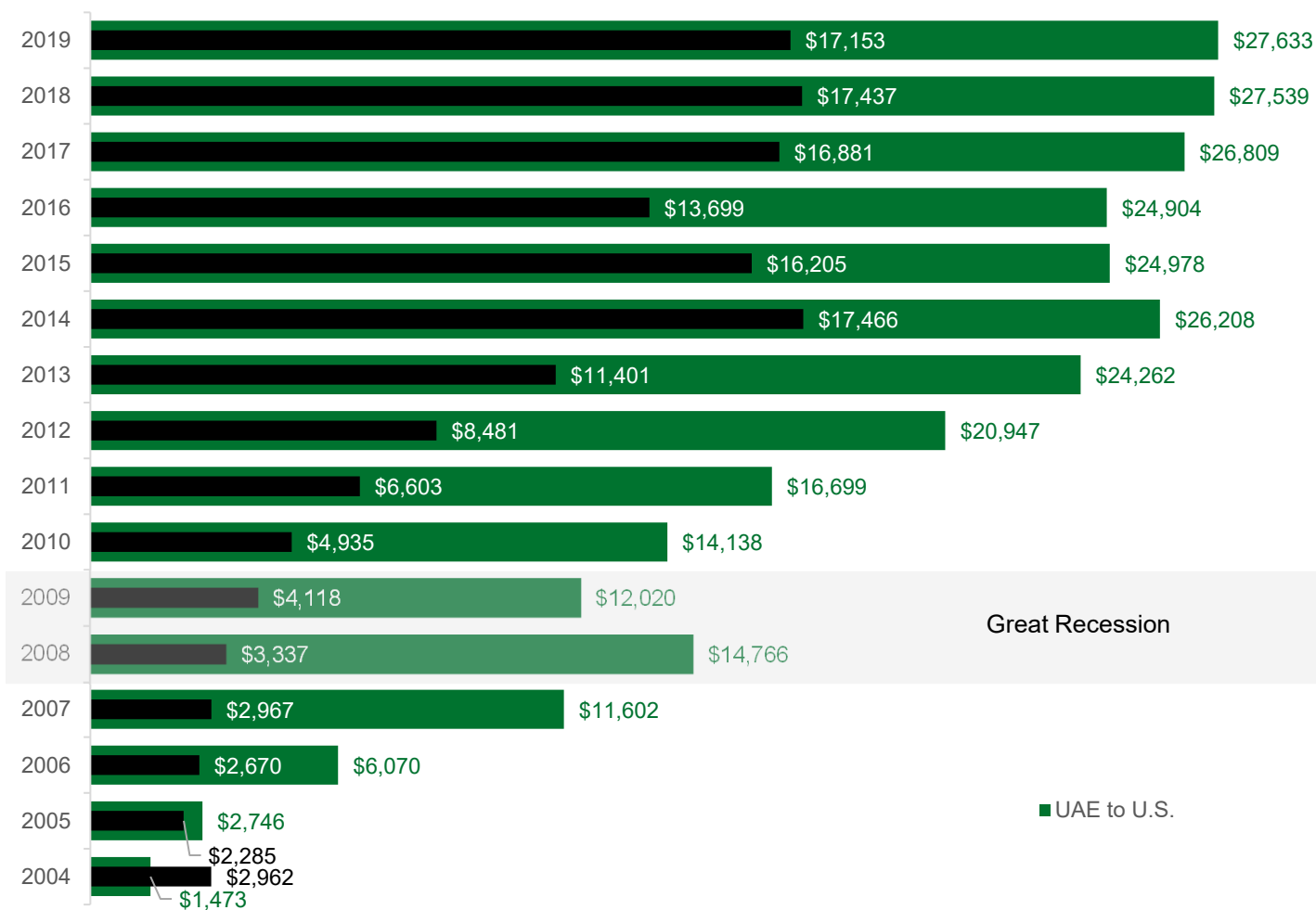
Bilateral FDI between the U.S. and UAE



A

UAE made \$27.6B total investment in U.S. in 2019. Investments over the past four years remained level.

Exhibit IV.1 | Total UAE Investments by Year



Maryland 2020 Greenfield and Expanded FDI in the UAE



B Certain Investments were made but Maryland entities in the UAE during 2020

Exhibit IV.3 | Certain Maryland Investors in UAE by Sector in 2020

Sector	Maryland Investing Entities to the UAE
Tourism	Marriott International ● \$149.4
ICT & Electronics	Dragos \$5.8



EMBASSY OF THE
UNITED ARAB EMIRATES
WASHINGTON, DC

WWW.UAE-EMBASSY.ORG

APPENDICES

Appendix A

IV

Maryland's Top Exporting Commodities to the UAE in 2020

This exhibit only displays commodities with annual export amounts exceeding \$1M

Sector	Top Commodity	Export Value
Scrap, second-hand, and special classification	9300 Used Or Second-hand Merchandise	11.6M
	9100 Waste And Scrap	1.8M
Computer and electronic product manufacturing	3342 Communications Equipment	8.1M
	3345 Navigational/measuring/medical/control Instrument	2.4M
	3341 Computer Equipment	2.3M
Chemical manufacturing	3251 Basic Chemicals	7.7M
Food, beverage, and tobacco product manufacturing	3116 Meat Products & Meat Packaging Products	4.8M
Machinery manufacturing	3334 Hvac & Commercial Refrigeration Equipment	1.7M
	3339 Other General Purpose Machinery	1.0M
Motor vehicle, body, trailer, and parts manufacturing	3362 Motor Vehicle Bodies & Trailers	3.9M
Primary metal manufacturing	3314 Nonferrous (exc Alum) & Processing	2.4M
Electrical equipment and appliance manufacturing	3359 Electrical Equipment & Components, Neso	1.3M
Other transportation equipment manufacturing	3364 Aerospace Products & Parts	1.6M
Plastics and rubber products manufacturing	3261 Plastics Products	1.3M

Note: Due to space constraints, some data bars are fitted to the page and not to scale.

Employment Driven by Top 10 UAE-Exporting Sectors in Maryland in 2020

