



EMBASSY OF THE
UNITED ARAB EMIRATES
WASHINGTON, DC

WWW.UAE-EMBASSY.ORG

UAE – U.S. HISTORICAL TRADE RELATIONSHIPS

IDAHO REPORT

2020 UPDATE

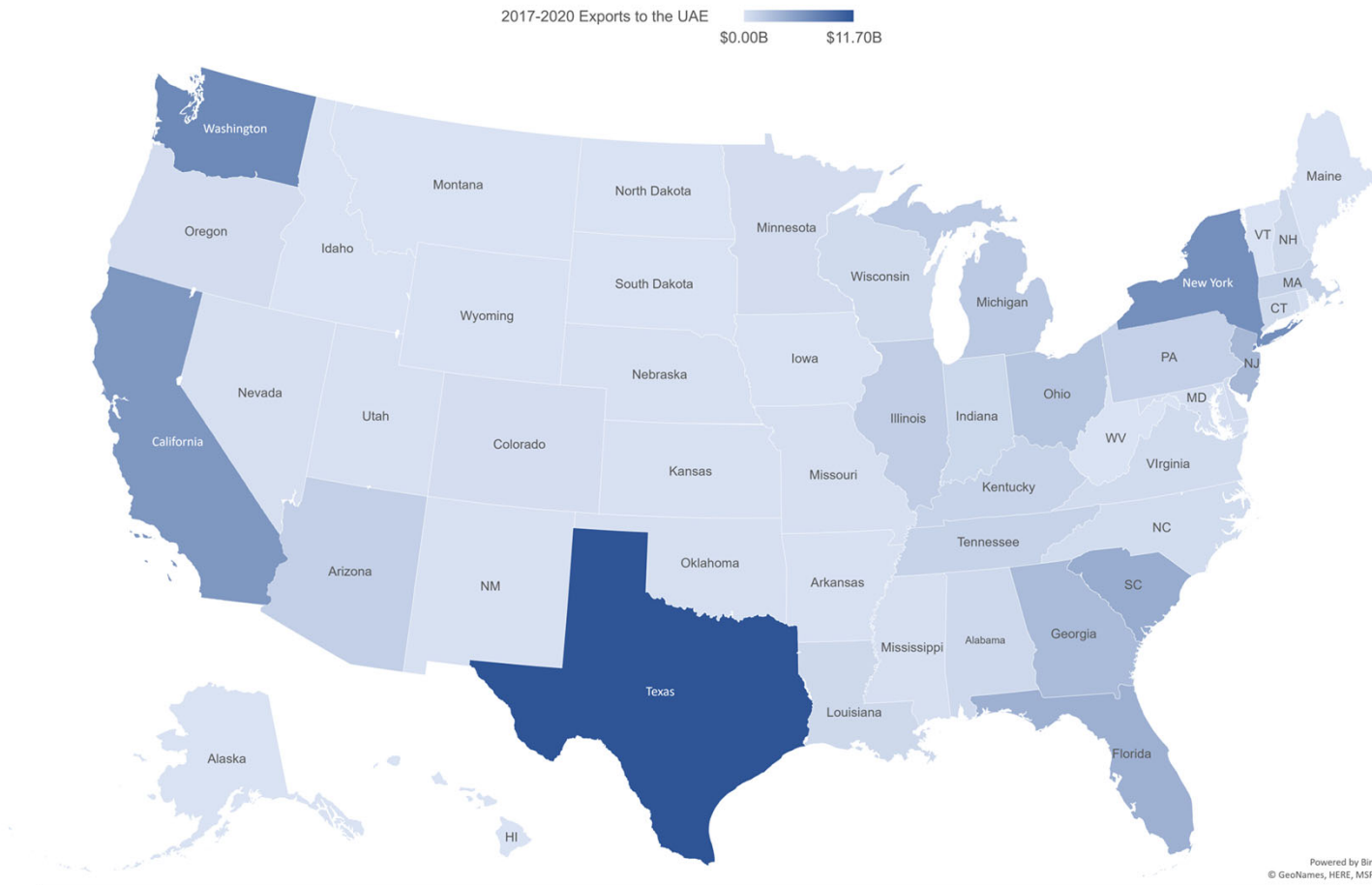
Table of Contents

Section	Contents	Page
I	US Exports to the UAE	3
II	UAE-Supported Employment	9
III	Foreign Direct Investment	10
IV	Appendices	13

Idaho Exports to the UAE



U.S. State Exports to the UAE for the Years 2017-2020



A

48th

Largest Exporting State

B

\$20.5M

Four-Year Total Exports

C

Machinery Manufacturing

Top Exporting Sector

D

Machinery Manufacturing

Sector with Largest Increase in Exports Since 2019

E

\$4.3M

Trade Deficit in 2020

F

54

Jobs Supported by Exports in 2020

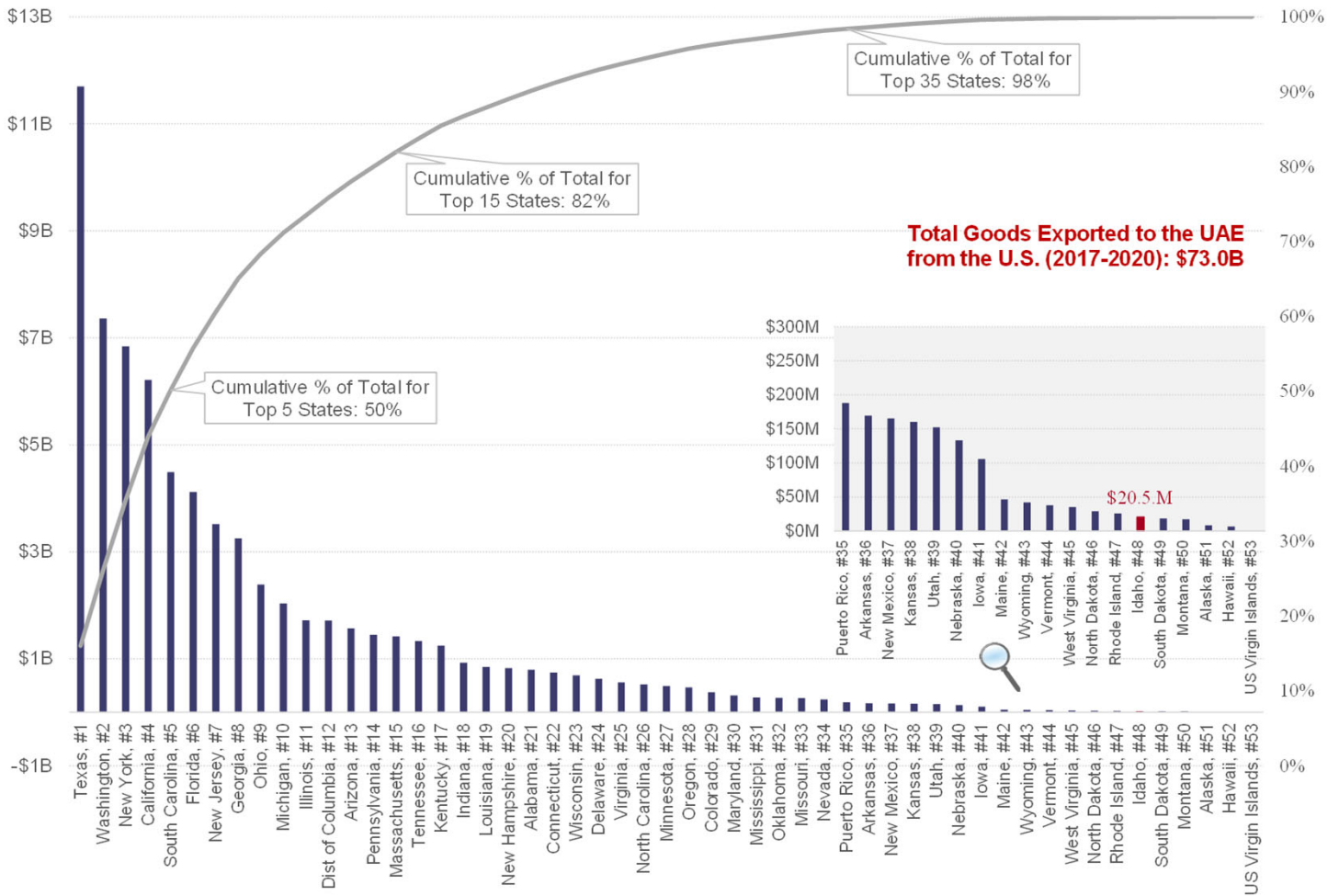
Idaho Exports to the UAE



A

Idaho ranked 48th among U.S. states and territories with \$20.5M in goods exported to the UAE between 2017 and 2020

Exhibit I.1 | U.S. State Rankings of Exports to the UAE (\$ in Billions)



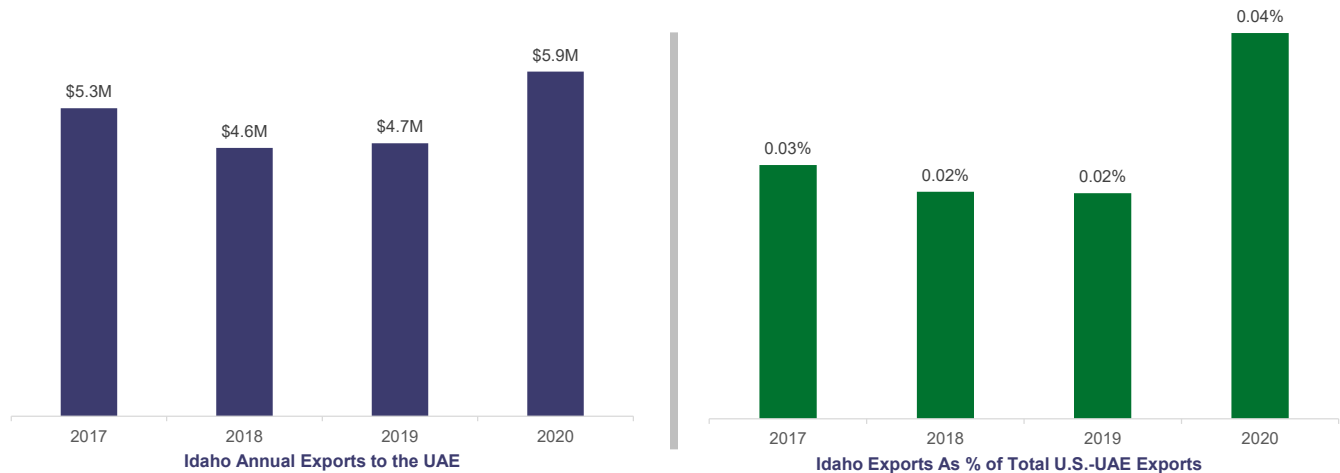
Idaho Exports to the UAE



B

Overall U.S. exports were affected by the global pandemic in 2020. However, the total value of 2020 goods exported by the state, as well as the percentage of total U.S. exports, increased compared to 2019.

Exhibit I.2 | Idaho Export Values and Percent of Total by Year



\$ in millions

Rank	State	2017	2018	2019	2020	Trend Line	2017-2020
	All U.S. States	\$19,690.6	\$19,163.1	\$19,621.2	\$14,491.7		\$72,966.7
48	Idaho	0.03% \$5.3	0.02% \$4.6	0.02% \$4.7	0.04% \$5.9		0.03% \$20.51
1	Texas	11.0% \$2,172.7	16.3% \$3,125.5	17.9% \$3,508.3	19.9% \$2,889.9		16.0% \$11,696.3
5	South Carolina	2.0% \$395.2	6.2% \$1,182.3	12.1% \$2,373.1	3.7% \$537.5		6.2% \$4,488.1
10	Michigan	2.4% \$479.9	2.3% \$447.2	3.1% \$613.4	3.4% \$494.2		2.8% \$2,034.8
20	New Hampshire	0.8% \$165.2	0.7% \$134.3	0.9% \$178.6	2.4% \$348.2		1.1% \$826.4
30	Maryland	0.6% \$114.8	0.4% \$75.1	0.3% \$61.1	0.4% \$63.0		0.4% \$314.1

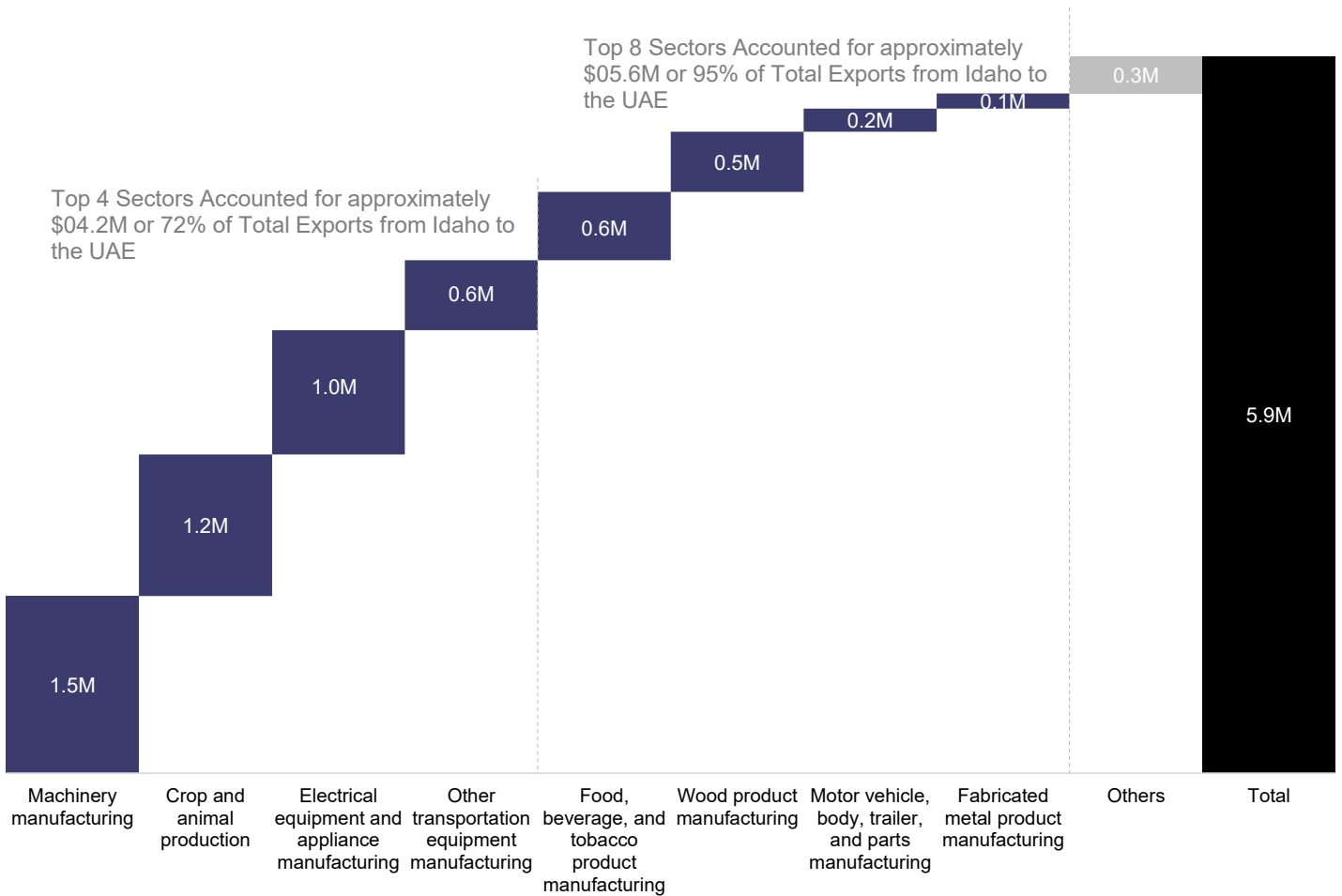
Idaho Exports to the UAE

I

C

In 2020, *Machinery Manufacturing* and *Crop and Animal Production* were the largest exporting sectors

Exhibit I.3 | Idaho's Exporting Sectors in 2020



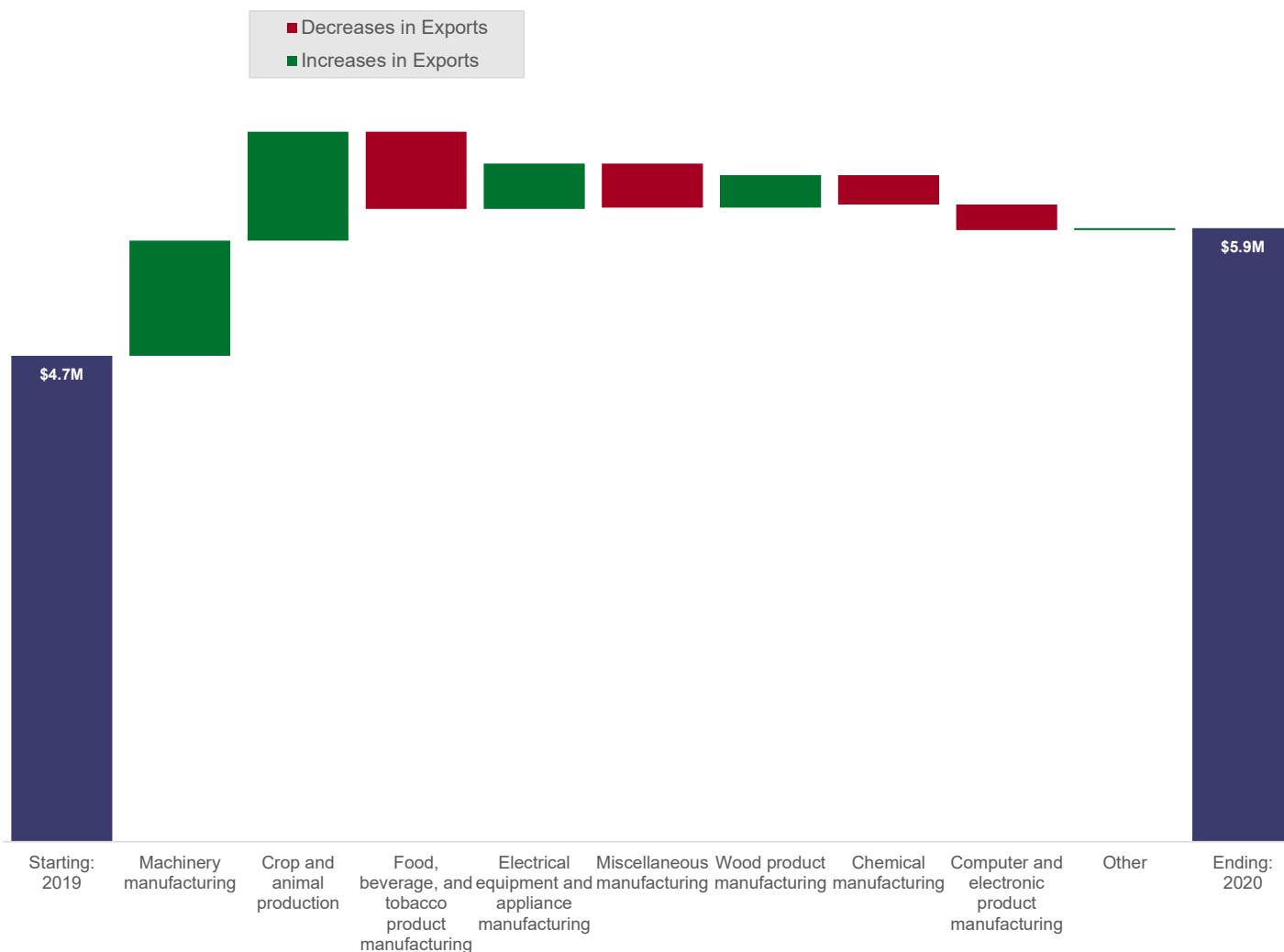
Idaho Exports to the UAE

I

D

From 2019 to 2020, *Machinery Manufacturing* sector had the largest increase in exports. *Food, Beverage, and Tobacco Product Manufacturing* sector had the largest decrease

Exhibit I.4 | Idaho's Exporting Sector Movements From 2019 to 2020

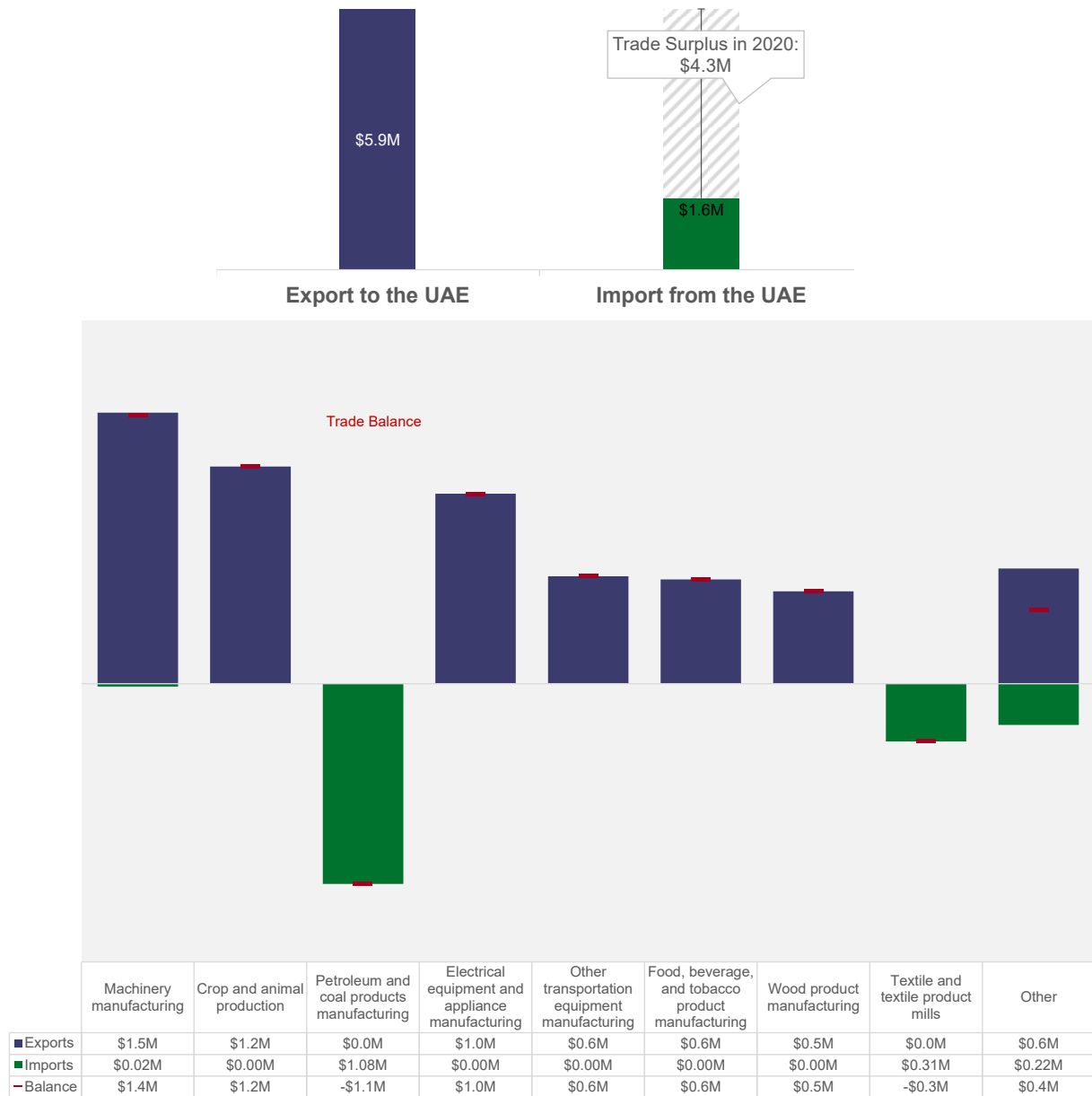


Idaho Exports to the UAE



E Idaho had an \$4.3M trade deficit with the UAE in 2020

Exhibit I.5 | Idaho's Trade Surplus with the UAE by Sector

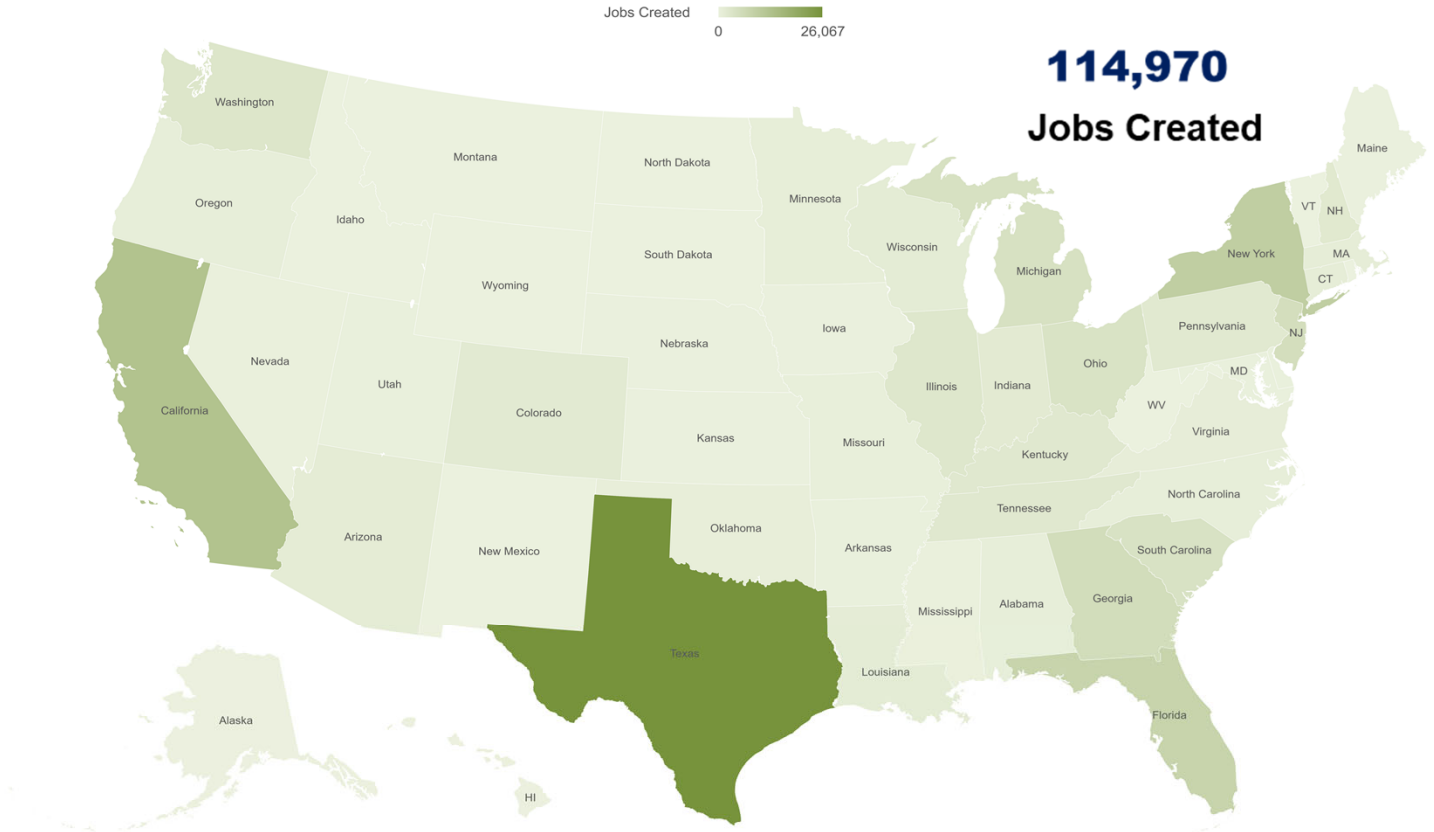


Source: US Census Bureau USA Trade Online (excluding exports where state was not specified)

Idaho 2020 Employment Driven by Export to the UAE



Positive U.S. Employment Driven by Exports to the UAE in 2020



Powered by Bing
© GeoNames, HERE, MSFT

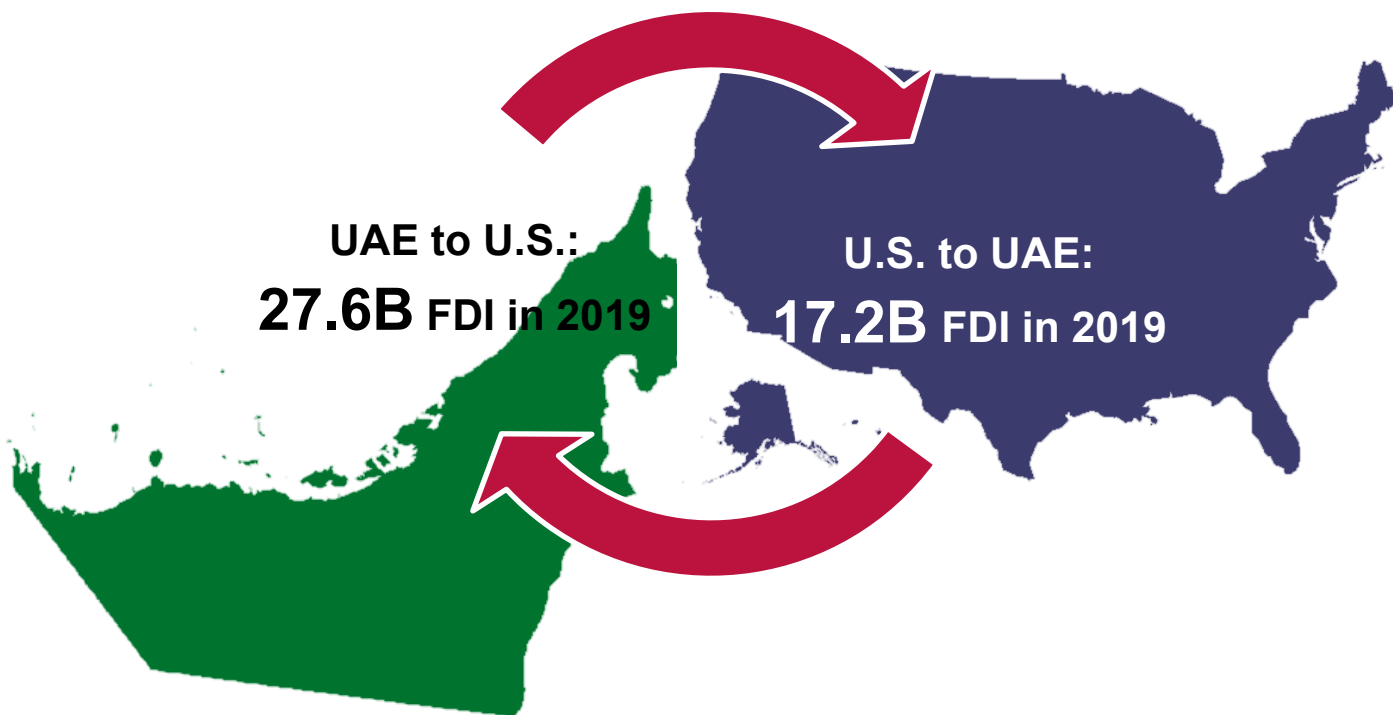
F 54 Jobs out of 114,970 Total Jobs Created in the U.S. by the UAE

Employment Driven by Idaho's Exports of Manufactured Goods to the UAE*	54	Other transportation equipment manufacturing	Computer and electronic product manufacturing	Chemical manufacturing	Fabricated metal product manufacturing	Machinery manufacturing
		4	1	0	1	11
		Electrical equipment and appliance manufacturing	Food, beverage, and tobacco product manufacturing	Miscellaneous manufacturing	Motor vehicle, body, trailer, and parts manufacturing	
8	6	1	1			

* The sectors shown are the top ten U.S. manufacturing sectors exporting to the UAE in 2020.

** Some sectors may show 0 due to rounding.

Foreign Direct Investment



A **\$27.6B**
2019 UAE total
FDI in U.S.

B **Financial
Services
Sector**
Benefited from
UAE's investments
in Idaho since
2004

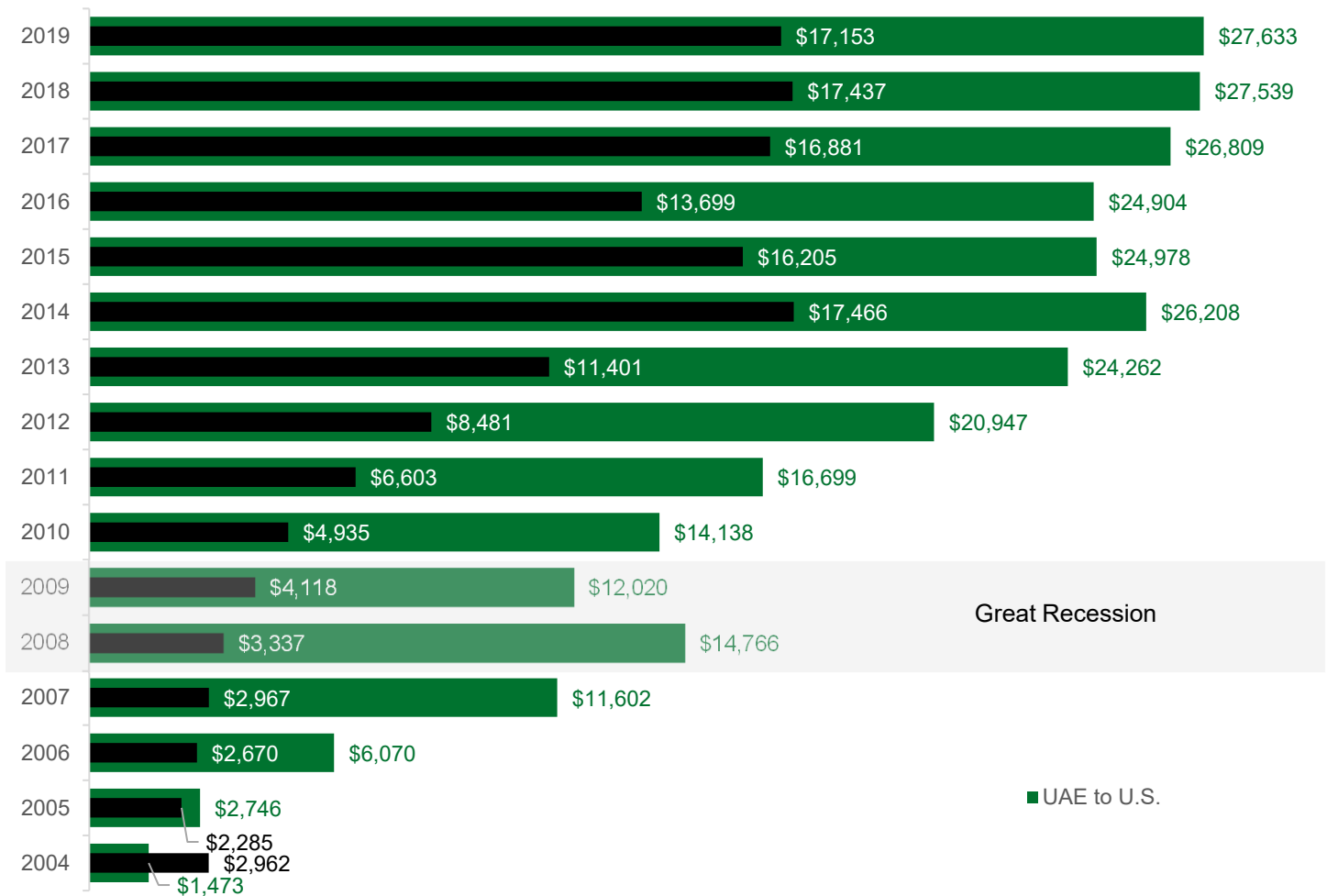
Bilateral FDI between the U.S. and UAE



A

UAE made \$27.6B total investment in U.S. in 2019. Investments over the past four years remained level.

Exhibit IV.1 | Total UAE Investments by Year



UAE FDI in Idaho



Since 2004 UAE expanded existing investments and made greenfield investments in Idaho in the *financial services* sector

Exhibit IV.2 | Certain UAE Investors in Idaho by Sector Since 2004

2013

Financial services

UAE Exchange Centre



EMBASSY OF THE
UNITED ARAB EMIRATES
WASHINGTON, DC

WWW.UAE-EMBASSY.ORG

APPENDICES

Idaho's Top Exporting Commodities to the UAE in 2020

This exhibit only displays commodities with annual export amounts exceeding \$1M

Sector	Top Commodity	Export Value
Machinery manufacturing	3339 Other General Purpose Machinery	1.3M
Electrical equipment and appliance manufacturing	3353 Electrical Equipment	1.0M

Note: Due to space constraints, some data bars are fitted to the page and not to scale.

Employment Driven by Top 10 UAE-Exporting Sectors in Idaho in 2020

